



Arab Republic of Egypt
Ministry of Communications
and Information Technology

ICT Indicators in Brief

October 2018 | Monthly Issue





Mobile Phones



Mobile
Subscription



Mobile
Penetration

Million Subscription

%

99.40

Sep 2017

110.06

95.29

Aug 2018

103.84

94.59

Sep 2018

102.93

-0.74

Monthly Growth
Rate (%)

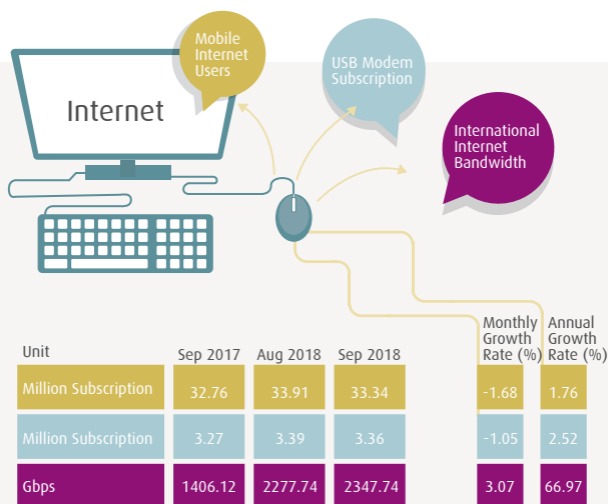
-0.91

-4.84

Annual Growth
Rate (%)

-7.13

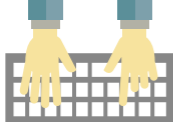
Source: Ministry of Communications and Information Technology
National Telecom Regulatory Authority



Source: Ministry of Communications and Information Technology
National Telecom Regulatory Authority

	Unit	2017/2018
Internet Users *	Million Users	37.9
Internet Penetration *	%	44.3

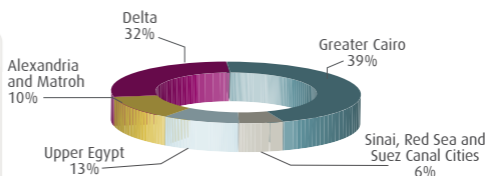
*According to results of "ICT Access and Use by Households and Individuals Survey for 2017/2018"



ADSL and Mobile Internet Users

	Sep 2017	Aug 2018	Sep 2018	Unit	Monthly Growth Rate (%)	Annual Growth Rate (%)
ADSL Subscription	4.95	6.08	6.71	Million Subscription	2.03	25.34
Proportion of Mobile Internet Users of Total Mobile Subscription	32.96	35.59	35.25	%	-0.34	2.29

ADSL Subscriptions Regional Distribution




Source: Ministry of Communications and Information Technology
National Telecom Regulatory Authority
Telecom Egypt



Fixed Telephones

	Unit	Sep 2017	Aug 2018	Sep 2018
Local Exchange Capacity	Million Lines	17.72	18.89	18.98
Fixed Lines Subscription	Million Subscription	6.54	7.89	7.59
Fixed Lines Penetration	%	6.83	7.63	7.61
Number of Local Exchanges	Exchange	1550	1517	1517
Number of Local Exchanges in Rural Areas	Exchange	1081	1051	1051



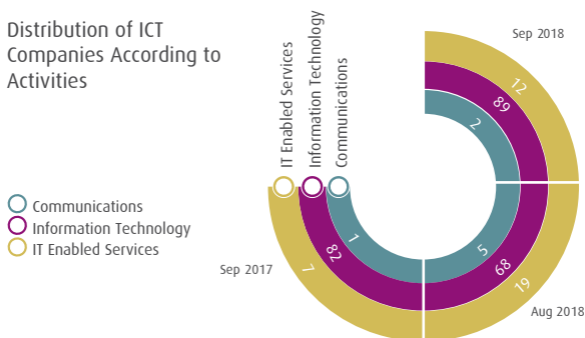
	Monthly Growth Rate (%)	Annual Growth Rate (%)
Local Exchange Capacity	0.47	7.09
Fixed Lines Subscription	-3.77	16.07
Fixed Lines Penetration	-0.26	0.78
Number of Local Exchanges	0.00	-2.13
Number of Local Exchanges in Rural Areas	0.00	-2.78

Source: Ministry of Communications and Information Technology
Telecom Egypt

Number of Newly Established ICT Companies and Issued Capital**

Unit		Sep 2017	Aug 2018	Sep 2018
Issued Capital of Newly Established ICT Companies	Million EGP			
	Communications	0.30	0.50	0.03
	Information Technology	61.50	65.42	17.79
	IT Enabled Services	60.86	8.72	12.88
Total		122.66	74.63	30.70
Number of Newly Established ICT Companies	Companies			
	Communications	1	5	2
	Information Technology	82	68	89
	IT Enabled Services	7	19	12
Total		90	92	103

Distribution of ICT Companies According to Activities



* Most of newly established ICT Companies were small and micro enterprises.

Source: Ministry of Investment
General Authority for Free Zones and Investment

Egypt's Stock Exchange Telecommunications Index

Sep 2017	645
Aug 2018	496
Sep 2018	400
Unit	Point
Monthly Growth (%)	-96
Annual Growth (%)	-245

This index includes three companies operating in the ICT Sector and listed in Egypt Stock Exchange. These companies are: Telecom Egypt, Global Telecom Holding, Orascom Telecom Media And Technology Holding

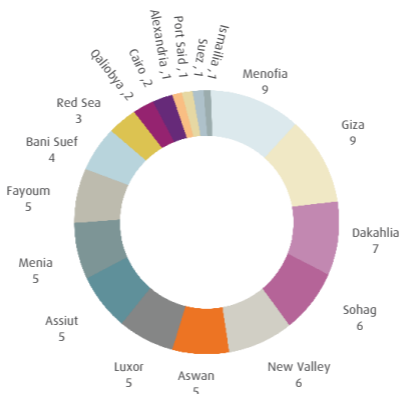
There are a number of differences between the values shown above and the values previously published, as the Egyptian Exchange (EGX), started to publish the monthly value of the index based on the value on the last trading day of the month, while the monthly values published previously were calculated by the Ministry of Communications and Information Technology (MCIT), according to the average of the daily index values during the month.



Telecenters

In line with the Ministry of Communications and Information Technology (MCIT) strategy to promote effectively and sustainably the role of IT in the community development, MCIT has launched the "Telecenters" project. The total number of telecenters in Egypt reached 77.

Regional Distribution of Telecenters



Source: Ministry of Communications and Information Technology
Egypt ICT Trust Fund
Telecenters Department



Post Services

	Unit	Aug 2017	Jul 2018	Aug 2018
Average Number of People Served by each Post Office	Thousand People	22.87	23.13	23.14
Number of Pensions Distributed through Post Offices	Million	5.70	6.22	5.86
Number of Instant Postal Financial Transfers	Thousand Transfers	1489	1611	1458

Number of Post Offices

	Unit	Office	Monthly Change Rate (%)	Annual Change Rate (%)
Aug 2017		3943	0.10	0.56
Jul 2018		3961	0.04	1.19
Aug 2018		3965	-5.79	2.81
Unit		Office	-9.52	-2.11

Source: Ministry of Communications and Information Technology
Egypt Post

