



Arab Republic of Egypt
Ministry of Communications
and Information Technology

ICT Indicators in Brief

January 2020 | Monthly Issue





Mobile Phones



Mobile Subscription



Mobile Penetration

Million Subscription

%

93.78

December 2018

101.62

95.18

November 2019

95.37

95.34

December 2019

95.38

0.17

Monthly Growth Rate %

0.01

1.66

Annual Growth Rate %

-6.24

Source: Ministry of Communications and Information Technology – National Telecommunication Regulatory Authority



Internet

Unit

December 2018

November 2019

December 2019

Monthly Change Rate %

Annual Change Rate %

Mobile Internet Users

Million Subscription

35.06

43.07

39.00

-9.46

11.23

USB Modem Subscription

Million Subscription

3.21

3.59

3.60

0.30

12.06

International Internet Bandwidth

Gbps

2397.07

2665.70

2565.78

-3.75

7.04

Source: Ministry of Communications and Information Technology – National Telecommunication Regulatory Authority – Telecom Egypt

Unit

2018/2019

Internet Users*

Million Users

40.9

Internet Penetration*

%

48

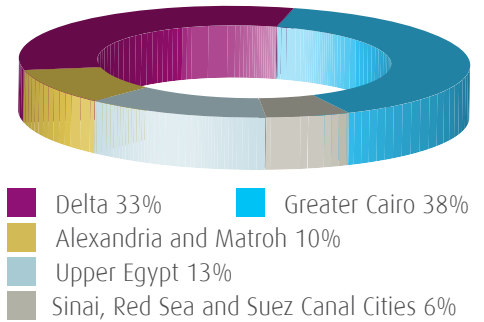
*According the results of "ICT Access and Use by Households and Individuals Survey for 2018/2019"



ADSL and Mobile Internet Users

	ADSL Subscription	Proportion of Mobile Internet Users of Total Mobile Subscription
Unit	Million Subscription	%
December 2018	6.53	37.39
November 2019	7.23	45.25
December 2019	7.30	40.91
Monthly Change Rate %	0.91	-4.35
Annual Change Rate %	11.65	3.52

ADSL Subscriptions Regional Distribution



Source: Ministry of Communications and Information Technology – National Telecommunication Regulatory Authority– Telecom Egypt




Fixed Telephone

	Unit	December 2018	November 2019	December 2019	Monthly Change Rate %	Annual Change Rate %
Local Exchange Capacity	Million Lines	20.79	24.63	25.22	2.42	21.35
Fixed Lines Subscription	Million Subscription	7.87	8.99	8.76	-2.51	11.37
Fixed Lines Penetration	%	7.59	7.72	7.7	-0.26	0.11
Number of Local Exchanges	Exchange	1510	1511	1511	0.00	0.07
Number of Local Exchanges in Rural Areas	Exchange	1051	1052	1052	0.00	0.10

Fixed Lines by Type of Subscription

- Government Subscription 3%
- Commercial Subscription 12%
- Residential Subscription 85%



Source: Ministry of Communications and Information Technology – Telecom Egypt

Number of Newly Established ICT Companies and Issued Capital *

	Unit	Activity	December 2018	November 2019	December 2019
Issued Capital of Newly Established ICT Companies during each Month	Million EGP	Communications	0.10	0.36	0.40
		Information Technology	52.08	15.63	177.71
		IT Enabled Services	28.71	109.61	32.77
		Other ICT Companies	1.38	0.30	1.12
Total			82.27	125.89	212.00
Number of Newly Established ICT Companies during each Month	Companies	Communications	2	3	2
		Information Technology	124	79	85
		IT Enabled Services	25	42	65
		Other ICT Companies	10	1	5
Total			161	125	157

* Most of the newly established ICT Companies are small and micro enterprises

Source: Ministry of Investment – General Authority for Free Zones and Investment

Egypt's Stock Exchange Telecommunications Index ❄

Unit	Point
December 2018	436
November 2019	811
December 2019	751
Monthly Change Rate %	-60
Annual Change Rate %	315

The index includes two telecommunication companies: Telecom Egypt and Orascom Investment Holding.

Global Telecom Holding has been excluded from the Egyptian Exchange (EGX) index, as from August 2019, following EGX change of its indicator methodology. The change has led to excluding the aforementioned company as a result of VEON Holdings B.V. compulsory purchase offer.

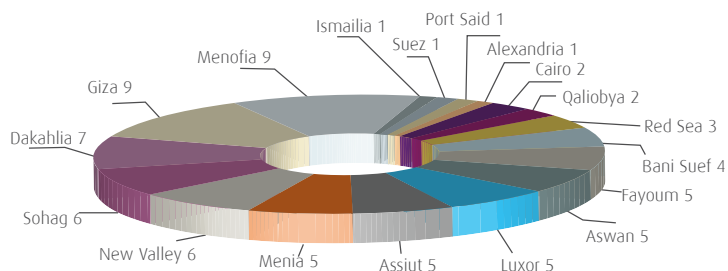


IT Clubs

In line with the strategy of the Ministry of Communications and Information Technology (MCIT) to promote effectively and sustainably the IT role in the community development, MCIT launched the "IT Clubs" project. The total number of IT Clubs in Egypt reached 77.

Source: Ministry of Communications and Information Technology
Egypt ICT Trust Fund
IT Clubs Department

Regional Distribution of Telecenters



Postal Services



Number of Post Offices

Unit	Office
December 2018	3973
November 2019	3982
December 2019	3982
Monthly Change Rate %	0.00
Annual Change Rate %	0.23

Average Number of People Served by each Post Office

Number of Pensions Distributed through Post Offices

Number of Instant Postal Financial Transfers

Unit	Thousand Inhabitants	Million	Thousand Transfers
December 2018	23.23	5.71	1828
November 2019	25.06	5.61	1692
December 2019	25.10	5.52	1928
Monthly Change Rate %	0.16	-1.60	13.95
Annual Change Rate %	8.06	-3.33	5.47

Source: Ministry of Communications and Information Technology – Egypt Post