



Arab Republic of Egypt  
Ministry of Communications  
and Information Technology

# ICT Indicators in Brief

March 2020 | Monthly Issue



[www.mcit.gov.eg](http://www.mcit.gov.eg)  
[www.egyptictindicators.gov.eg](http://www.egyptictindicators.gov.eg)



## Mobile Phones



Mobile Subscription



Mobile Penetration

Million Subscription

%

93.04

February 2019

94.54

95.70

January 2020

95.59

96.03

February 2020

95.77

0.34

Monthly Growth Rate %

0.18

3.22

Annual Growth Rate %

1.23

Source: Ministry of Communications and Information Technology – National Telecommunication Regulatory Authority



## Internet

Unit

January 2019

December 2019

January 2020

Monthly Change Rate %

Annual Change Rate %

Mobile Internet Users

Million Subscription

34.13

39.00

42.30

8.45

23.93

USB Modem Subscription

Million Subscription

3.15

3.60

3.61

0.41

14.91

International Internet Bandwidth

Gbps

1889.82

2665.78

2565.78

0.00

35.77

Source: Ministry of Communications and Information Technology – National Telecommunication Regulatory Authority – Telecom Egypt

Unit

2018/2019

Internet Users\*

Million Users

40.9

Internet Penetration\*

%

48

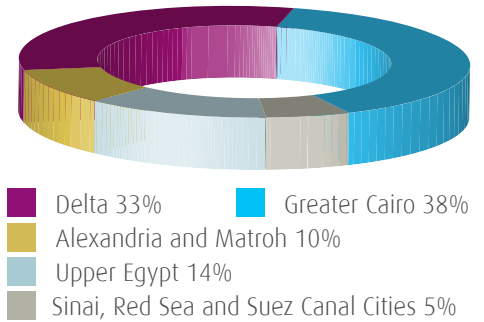
\*According the results of "ICT Access and Use by Households and Individuals Survey for 2018/2019"



## ADSL and Mobile Internet Users

Unit	ADSL Subscription	Proportion of Mobile Internet Users of Total Mobile Subscription
	Million Subscription	%
February 2019	6.74	36.69
January 2020	7.24	40.75
February 2020	7.35	44.05
Monthly Change Rate %	<b>1.55</b>	<b>3.29</b>
Annual Change Rate %	<b>9.02</b>	<b>7.36</b>

ADSL Subscriptions Regional Distribution



Source: Ministry of Communications and Information Technology – National Telecommunication Regulatory Authority– Telecom Egypt




## Fixed Telephone

	Unit	February 2019	January 2020	February 2020	Monthly Change Rate %	Annual Change Rate %
Local Exchange Capacity	Million Lines	22.48	24.89	24.91	0.09	10.82
Fixed Lines Subscription	Million Subscription	8.36	9.10	9.27	1.85	10.92
Fixed Lines Penetration	%	7.6	7.72	7.71	-0.13	0.11
Number of Local Exchanges	Exchange	1510	1511	1511	0.00	0.07
Number of Local Exchanges in Rural Areas	Exchange	1051	1052	1052	0.00	0.10

### Fixed Lines by Type of Subscription

- Government Subscription 3%
- Commercial Subscription 11%
- Residential Subscription 86%



Source: Ministry of Communications and Information Technology – Telecom Egypt

## Number of Newly Established ICT Companies and Issued Capital \*

		Unit	Activity	February 2019	January 2020	February 2020
Issued Capital of Newly Established ICT Companies during each Month	Million EGP	Communications		22.90	0.12	1.01
		Information Technology		183.53	20.55	25.58
		IT Enabled Services		29.28	4.68	24.12
		Other ICT Companies		100.69	2.18	0.51
		Total		336.41	27.53	51.22
Number of Newly Established ICT Companies during each Month	Companies	Communications		17	3	5
		Information Technology		118	82	74
		IT Enabled Services		16	37	40
		Other ICT Companies		12	7	5
		Total		163	129	124

\* Most of the newly established ICT Companies are small and micro enterprises

Source: Ministry of Investment – General Authority for Free Zones and Investment

## Egypt's Stock Exchange Telecommunications Index <sup>✱</sup>

Unit	Point
February 2019	1063
January 2020	833
February 2020	830
Monthly Change Rate %	<b>-3</b>
Annual Change Rate %	<b>-233</b>

This index includes three companies operating in the ICT sector and listed in Egypt's Stock Exchange. These companies are: Telecom Egypt, Global Telecom Holding and Orascom Investment Holding

\* It is worth mentioning that there are differences between the above shown values and the previously published values because the Egypt's Stock Exchange started to publish the monthly value of the index based on the value on the last trading day of the month, while the monthly values published previously were calculated by the Ministry of Communications and Information Technology (MCIT) according to the average daily index values during the month.

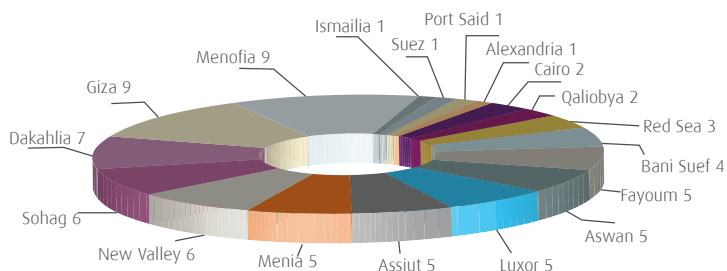


### IT Clubs

In line with the strategy of the Ministry of Communications and Information Technology (MCIT) to promote effectively and sustainably the IT role in the community development, MCIT launched the "IT Clubs" project. The total number of IT Clubs in Egypt reached 77.

**Source:** Ministry of Communications and Information Technology  
Egypt ICT Trust Fund  
IT Clubs Department

### Regional Distribution of Telecenters



## Postal Services



Unit	Office
February 2019	3975
January 2020	3982
February 2020	3984
Monthly Change Rate %	<b>0.05</b>
Annual Change Rate %	<b>0.23</b>

Unit	Average Number of People Served by each Post Office	Number of Pensions Distributed through Post Offices	Number of Instant Postal Financial Transfers
	Thousand Inhabitants	Million	Thousand Transfers
February 2019	24.76	5.61	2166
January 2020	25.14	5.67	1928
February 2020	25.17	5.4	1759
Monthly Change Rate %	<b>0.10</b>	<b>-4.76</b>	<b>-8.77</b>
Annual Change Rate %	<b>1.66</b>	<b>-3.74</b>	<b>-18.79</b>

**Source:** Ministry of Communications and Information Technology – Egypt Post