



Arab Republic of Egypt  
Ministry of Communications  
and Information Technology

# ICT Indicators in Brief

March 2019 | Monthly Issue



[www.mcit.gov.eg](http://www.mcit.gov.eg)  
[www.egyptictindicators.gov.eg](http://www.egyptictindicators.gov.eg)



## Mobile Phones



Mobile Subscription



Mobile Penetration

Million Subscription

%

100.24

February 2018

110.19

93.43

January 2019

101.09

93.13

February 2019

100.62

-0.32

Monthly Growth Rate %

-0.47

-7.10

Annual Growth Rate %

-9.58

Source: Ministry of Communications and Information Technology – National Telecom Regulatory Authority



## Internet

Unit

February 2018

January 2019

February 2019

Monthly Change Rate %

Annual Change Rate %

Mobile Internet Users

Million Subscription

32.09

34.13

32.49

-4.80

1.25

USB Modem Subscription

Million Subscription

3.25

3.15

3.08

-2.25

-5.43

International Internet Bandwidth

Gbps

1583.44

1182.44

1219.80

3.16

-22.97

Source: Ministry of Communications and Information Technology – National Telecom Regulatory Authority – Telecom Egypt

Unit

2018/2019

Internet Users\*

Million Users

40.9

Internet Penetration\*

%

48

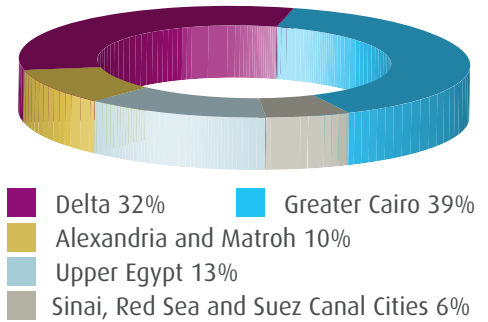
\*According the results of "ICT Access and Use by Households and Individuals Survey for 2018/2019"



## ADSL and Mobile Internet Users

	ADSL Subscription	Proportion of Mobile Internet Users of Total Mobile Subscription
Unit	Million Subscription	%
February 2018	5.43	32.02
January 2019	6.62	36.53
February 2019	6.74	34.89
Monthly Change Rate %	<b>1.88</b>	<b>-1.64</b>
Annual Change Rate %	<b>24.20</b>	<b>2.88</b>

ADSL Subscriptions Regional Distribution



Source: Ministry of Communications and Information Technology – National Telecom Regulatory Authority– Telecom Egypt




## Fixed Telephone

	Unit	February 2018	January 2019	February 2019	Monthly Change Rate %	Annual Change Rate %
Local Exchange Capacity	Million Lines	19.79	21.14	22.48	6.30	13.60
Fixed Lines Subscription	Million Subscription	6.61	8.15	8.36	2.53	26.43
Fixed Lines Penetration	%	6.81	7.59	7.6	0.13	0.79
Number of Local Exchanges	Exchange	1517	1510	1510	0.00	-0.46
Number of Local Exchanges in Rural Areas	Exchange	1051	1051	1051	0.00	0.00

### Fixed Lines by Type of Subscription

- Government Subscription 3%
- Commercial Subscription 11%
- Residential Subscription 86%



Source: Ministry of Communications and Information Technology – Telecom Egypt

## Number of Newly Established ICT Companies and Issued Capital \*

	Unit	Activity	February 2018	January 2019	February 2019
Issued Capital of Newly Established ICT Companies during each Month	Million EGP	Communications	0.05	0.61	22.90
		Information Technology	111.75	128.06	183.53
		IT Enabled Services	37.59	6.21	29.28
		Other ICT Companies	0.00	7.39	100.69
<b>Total</b>			<b>149.39</b>	<b>142.27</b>	<b>336.41</b>
Number of Newly Established ICT Companies during each Month	Companies	Communications	1	3	17
		Information Technology	28	102	118
		IT Enabled Services	78	20	16
		Other ICT Companies	0	15	12
<b>Total</b>			<b>107</b>	<b>140</b>	<b>163</b>

\* Most of the newly established ICT Companies are small and micro enterprises

Source: Ministry of Investment – General Authority for Free Zones and Investment

## Egypt's Stock Exchange Telecommunications Index ❄

Unit	Point
February 2018	647
January 2019	505
February 2019	543
Monthly Change Rate %	<b>38</b>
Annual Change Rate %	<b>-104</b>

This index includes three companies operating in the ICT sector and listed in Egypt's Stock Exchange. These companies are: Telecom Egypt, Global Telecom Holding and Orascom Investment Holding

\* It is worth mentioning that there are differences between the above shown values and the previously published values because the Egypt's Stock Exchange started to publish the monthly value of the index based on the value on the last trading day of the month, while the monthly values published previously were calculated by the Ministry of Communications and Information Technology (MCIT) according to the average of the daily index values During the month.

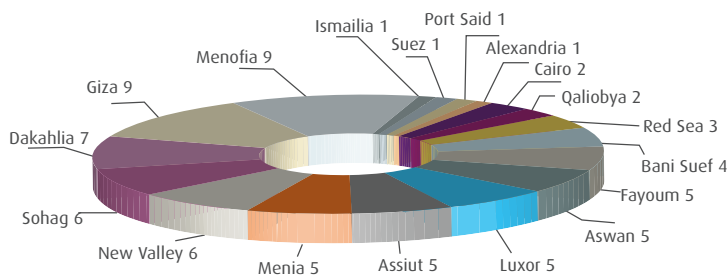


### IT Clubs

In line with the strategy of the Ministry of Communications and Information Technology (MCIT) to promote effectively and sustainably the IT role in the community development, MCIT has launched the "IT Clubs" project. The total number of IT Clubs in Egypt reached 77.

**Source:** Ministry of Communications and Information Technology  
Egypt ICT Trust Fund  
IT Clubs Department

### Regional Distribution of Telecenters



## Postal Services



### Number of Post Offices

Unit	Office
January 2018	3950
December 2018	3973
January 2019	3973
Monthly Change Rate %	<b>0.00</b>
Annual Change Rate %	<b>0.58</b>

### Average Number of People Served by each Post Office

Unit	Thousand Inhabitants
January 2018	23.00
December 2018	23.23
January 2019	23.26
Monthly Change Rate %	<b>0.14</b>
Annual Change Rate %	<b>1.16</b>

### Number of Pensions Distributed through Post Offices

Unit	Million
January 2018	6.25
December 2018	5.71
January 2019	5.73
Monthly Change Rate %	<b>0.35</b>
Annual Change Rate %	<b>-8.32</b>

### Number of Instant Postal Financial Transfers

Unit	Thousand Transfers
January 2018	1500
December 2018	1828
January 2019	2166
Monthly Change Rate %	<b>18.49</b>
Annual Change Rate %	<b>44.40</b>

**Source:** Ministry of Communications and Information Technology – Egypt Post