



Ministry of Communications
and Information Technology

ICT Indicators in Brief

September 2020 | Monthly Issue





Mobile Phones



Mobile Subscription *



Mobile Penetration *

Million Subscription

%

94.76

August 2019

95.39

95.55

July 2020

94.56

96.19

August 2020

95.05

0.67

Monthly Growth Rate %

0.49

1.51

Annual Growth Rate %

-0.34

Source: Ministry of Communications and Information Technology – National Telecommunication Regulatory Authority



Internet

Unit

August 2019

July 2020

August 2020

Monthly Change Rate %

Annual Change Rate %

Mobile Internet Users *

Million Subscription

37.97

42.15

42.51

0.86

11.98

USB Modem Subscription *

Million Subscription

2.87

2.18

2.12

-2.95

-26.38

International Internet Bandwidth **

Gbps

1889.82

2565.78

2565.78

0.00

35.77

Source: Ministry of Communications and Information Technology – National Telecommunication Regulatory Authority – Telecom Egypt

Unit

2019/2020

Internet Users*

Million Users

48.5

Internet Penetration*

%

55.7

According to results of "ICT access and use by households and individuals survey for 2019/2020".

*estimated

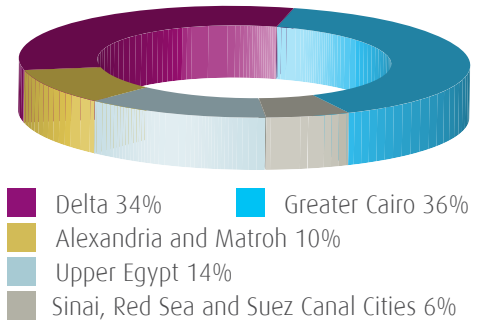
** Jan 2020 Data



ADSL and Mobile Internet Users

	ADSL Subscription	Proportion of Mobile Internet Users of Total Mobile Subscription
Unit	Million Subscription	%
August 2019	7.02	40.07
July 2020	8.13	44.11
August 2020	8.29	44.20
Monthly Change Rate %	1.88	0.08
Annual Change Rate %	18.06	4.13

ADSL Subscriptions Regional Distribution



Source: Ministry of Communications and Information Technology – National Telecommunication Regulatory Authority– Telecom Egypt




Fixed Telephone

	Unit	August 2019	July 2020	August 2020	Monthly Change Rate %	Annual Change Rate %
Local Exchange Capacity	Million Lines	24.03	25.12	25.23	0.43	5.01
Fixed Lines Subscription	Million Subscription	8.70	10.01	10.06	0.50	15.56
Fixed Lines Penetration	%	7.614	7.733	7.738	0.06	0.12
Number of Local Exchanges	Exchange	1507	1511	1511	0.00	0.07
Number of Local Exchanges in Rural Areas	Exchange	1048	1052	1052	0.00	0.38

Fixed Lines by Type of Subscription

- Government Subscription 3%
- Commercial Subscription 11%
- Residential Subscription 86%



Source: Ministry of Communications and Information Technology – Telecom Egypt

Number of Newly Established ICT Companies and Issued Capital *

	Unit	Activity	August 2019	July 2020	August 2020
Issued Capital of Newly Established ICT Companies during each Month	Million EGP	Communications	0.10	1.02	300.05
		Information Technology	66.48	87.58	40.90
		IT Enabled Services	19.90	21.22	6.14
		Other ICT Companies	0.05	5.64	22.08
Total			86.53	115.46	369.16
Number of Newly Established ICT Companies during each Month	Companies	Communications	2	3	2
		Information Technology	64	107	130
		IT Enabled Services	34	25	14
		Other ICT Companies	1	9	11
Total			101	144	157

* Most of the newly established ICT Companies are small and micro enterprises

Source: Ministry of Investment – General Authority for Free Zones and Investment

Egypt's Stock Exchange Telecommunications Index ❄

Unit	Point
August 2019	984
July 2020	1059
August 2020	1281
Monthly Change Rate %	222
Annual Change Rate %	297

The IT, Media and Communication Services Index includes five companies: Raya Contact Center, Fawry for Banking Technology and Electronic Payment, Egyptian Satellites (NileSat), Egyptian Media Production City and Telecom Egypt.

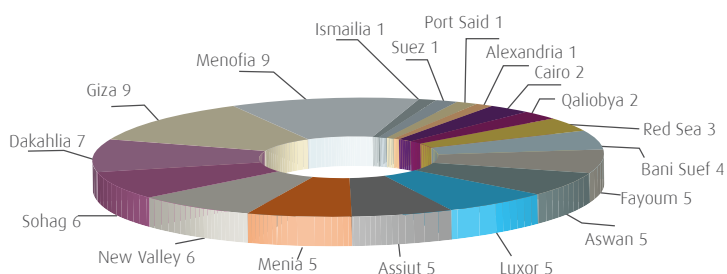


IT Clubs

In line with the strategy of the Ministry of Communications and Information Technology (MCIT) to promote effectively and sustainably the IT role in the community development, MCIT launched the "IT Clubs" project. The total number of IT Clubs in Egypt reached 77.

Source: Ministry of Communications and Information Technology
Egypt ICT Trust Fund
IT Clubs Department

Regional Distribution of Telecenters



Postal Services



Unit	Office
July 2019	3982
June 2020	3986
July 2020	3990
Monthly Change Rate %	0.10
Annual Change Rate %	0.20

Average Number of People Served by each Post Office

Number of Pensions Distributed through Post Offices

Number of Instant Postal Financial Transfers

Unit	Thousand Inhabitants	Million	Thousand Transfers
July 2019	24.91	5.45	1660
June 2020	25.31	5.28	1554
July 2020	25.32	7.096 *	1660
Monthly Change Rate %	0.05	34.39	6.82
Annual Change Rate %	1.67	30.20	0.03

Source: Ministry of Communications and Information Technology – Egypt Post

*The increased number of pension recipients is attributed to the early disbursement of August pensions at the end of July, with the occasion of Eid al-Adha.