



Ministry of Communications
and Information Technology

ICT Indicators in Brief

August 2023 | Monthly Issue



www.mcit.gov.eg

www.egyptictindicators.gov.eg



Mobile Phones



Mobile
Subscription



Mobile
Penetration

Million
Subscription

%

98.76

July
2022

94.20

103.64

June
2023

97.35

104.33

July
2023

97.85

0.66

Monthly Growth
Rate %

0.50

5.63

Annual Growth
Rate %

3.65

Source: Ministry of Communications and Information Technology – National Telecom Regulatory Authority



Internet

Unit

July
2022

June
2023

July
2023

Monthly
Change
Rate %

Annual
Change
Rate %

Mobile Internet Users

Million
Subscription

69.47

73.09

74.18

1.49

6.78

USB Modem Subscription

Million
Subscription

2.04

2.40

2.41

0.49

17.89

Source: Ministry of Communications and Information Technology – National Telecom Regulatory Authority

Unit

2021/2022

Internet Penetration

%

72.2

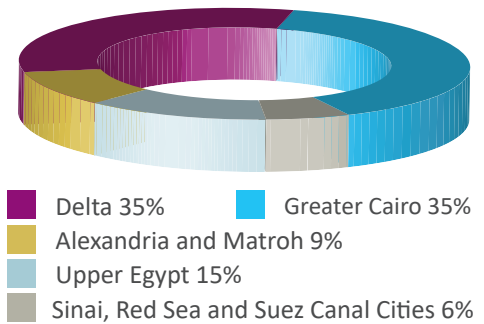
According to results of "ICT access and use by households and individuals survey for 2021/2022".



ADSL and Mobile Internet Users

Unit	ADSL Subscription	Proportion of Mobile Internet Users of Total Mobile Subscription
	Million Subscription	%
July 2022	10.60	70.34
June 2023	11.56	70.52
July 2023	11.64	71.10
Monthly Change Rate %	0.69	0.58
Annual Change Rate %	9.82	0.77

ADSL Subscriptions Regional Distribution



Source: Ministry of Communications and Information Technology – Telecom Egypt – National Telecom Regulatory Authority




Fixed Telephone

	Unit	July 2022	June 2023	July 2023	Monthly Change Rate %	Annual Change Rate %
Local Exchange Capacity	Million Lines	21.21	21.24	21.24 *	0.00	0.12
Fixed Lines Subscription	Million Subscription	11.72	11.82	12.23	3.55	4.43
Fixed Lines Penetration	%	11.18	11.1	11.48	3.42	0.30
Number of Local Exchanges	Exchange	1532	1556	1556 *	0.00	1.57
Number of Local Exchanges in Rural Areas	Exchange	1072	1072	1072 *	0.00	0.00

Fixed Lines by Type of Subscription

- Government Subscription %2
- Commercial Subscription %8
- Residential Subscription %90



Source: Ministry of Communications and Information Technology – Telecom Egypt

* February 2022

Number of Newly Established ICT Companies and Issued Capital

Activity	Unit	July 2022	June 2023	July 2023	
		Issued Capital of Newly Established ICT Companies during each Month	Million EGP		
Communications		2.61	2.72	0.03	
Information Technology		100.73	501.83	92.19	
IT Enabled Services		5.25	21.99	6.69	
Total		108.59	526.53	98.90	
Number of Newly Established ICT Companies during each Month	Companies	Communications	7	6	2
		Information Technology	163	142	141
IT Enabled Services		56	35	20	
Total		226	183	163	

Source: Ministry of Investment – General Authority for Free Zones and Investment

Egypt's Stock Exchange Telecommunications Index*

Unit	Point
July 2022	1816
June 2023	1782
July 2023	1116
Monthly Change Rate %	34
Annual Change Rate %	700

The IT, Media and Communication Services Index includes seven companies: Raya Contact Center, Fawry for Banking Technology and Electronic Payment, Egyptian Media Production City, Telecom Egypt, Egyptian Satellite Company (Nilesat), Orascom Investment Holding (OIH), and eFinance.

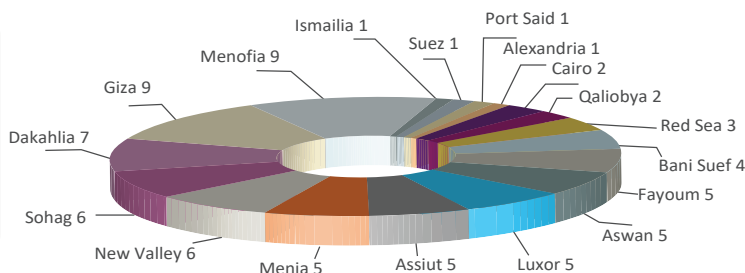


IT Clubs

In line with the Ministry of Communications and Information Technology (MCIT) strategy for promoting the role of IT in an effective and sustainable manner for community development, MCIT launched the "IT Clubs in Community Development" project. The total number of IT Clubs in Egypt reached 77.

Source: Ministry of Communications and Information Technology
Egypt ICT Trust Fund
IT Clubs Department

Regional Distribution of IT Clubs



Postal Services



Unit	Office
July 2022	4292
June 2023	4412
July 2023	4418
Monthly Change Rate %	0.14
Annual Change Rate %	2.94

Average Number of People Served by each Post Office

Unit	Thousand Inhabitants
July 2022	24.43
June 2023	24.13
July 2023	24.13
Monthly Change Rate %	0.01
Annual Change Rate %	-1.20

Number of Pensions Distributed through Post Offices

Unit	Million
July 2022	5.28
June 2023	4.88
July 2023	4.9
Monthly Change Rate %	0.41
Annual Change Rate %	-7.20

Number of Instant Postal Financial Transfers

Unit	Thousand Transfers
July 2022	755
June 2023	855
July 2023	651
Monthly Change Rate %	-23.82
Annual Change Rate %	-13.74

Source: Ministry of Communications and Information Technology – Egypt Post