



Ministry of Communications
and Information Technology

ICT Indicators in Brief

October 2022 | Monthly Issue



www.mcit.gov.eg

www.egyptictindicators.gov.eg



Mobile Phones



Mobile
Subscription



Mobile
Penetration

Million
Subscription

%

101.02

September
2021

97.87

98.95

August
2022

94.31

99.07

September
2022

94.29

0.12

Monthly Growth
Rate %

-0.02

-1.93

Annual Growth
Rate %

-3.58

Source: Ministry of Communications and Information Technology



Internet

Unit

September
2021

August
2022

September
2022

Monthly
Change
Rate %

Annual
Change
Rate %

Mobile Internet Users

Million
Subscription

62.08

69.75

69.72

-0.05

12.29

USB Modem Subscription

Million
Subscription

3.26

2.03

2.02

-0.69

-38.00

Source: Ministry of Communications and Information Technology

Unit

2021/2022

Internet Penetration

%

72.2

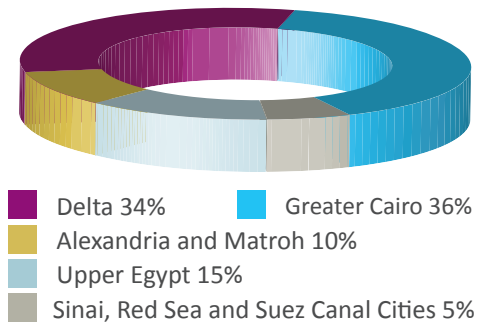
According to results of "ICT access and use by households and individuals survey for 2021/2022".



ADSL and Mobile Internet Users

Unit	ADSL Subscription	Proportion of Mobile Internet Users of Total Mobile Subscription
	Million Subscription	%
September 2021	9.73	61.46
August 2022	10.69	70.49
September 2022	10.77	70.37
Monthly Change Rate %	0.74	-0.12
Annual Change Rate %	10.74	8.91

ADSL Subscriptions Regional Distribution



Source: Ministry of Communications and Information Technology – Telecom Egypt




Fixed Telephone

Unit	September 2021	August 2022	September 2022	Monthly Change Rate %	Annual Change Rate %
Local Exchange Capacity	25.33	20.90	20.56	-1.60	-18.81
Fixed Lines Subscription	10.58	11.93	11.41	-4.32	7.87
Fixed Lines Penetration	10.25	11.4	10.86	-4.74	0.61
Number of Local Exchanges	1511	1532	1532	0.00	1.39
Number of Local Exchanges in Rural Areas	1052	1072	1072	0.00	1.90

Fixed Lines by Type of Subscription

- Government Subscription 2%
- Commercial Subscription 9%
- Residential Subscription 89%



Source: Ministry of Communications and Information Technology – Telecom Egypt

Number of Newly Established ICT Companies and Issued Capital*

Activity	Unit	September 2021	August 2022	September 2022
		Million EGP	Companies	Companies
Issued Capital of Newly Established ICT Companies during each Month	Communications	2.54	3.56	0.07
	Information Technology	75.27	35.82	81.03
	IT Enabled Services	412.28	259.79	23.51
Total		490.09	299.16	104.61
Number of Newly Established ICT Companies during each Month	Communications	9	9	3
	Information Technology	102	193	168
	IT Enabled Services	85	54	54
Total		194	256	225

Source: Ministry of Investment – General Authority for Free Zones and Investment

Egypt's Stock Exchange Telecommunications Index*

Unit	Point
September 2021	1569
August 2022	1219
September 2022	1230
Monthly Change Rate %	11
Annual Change Rate %	-339

* The IT, Media and Communication Services Index includes seven companies: Raya Contact Center, Fawry for Banking Technology and Electronic Payment, Egyptian Media Production City, Telecom Egypt, Egyptian Satellite Company (Nilesat), Orascom Investment Holding (OIH), and eFinance.

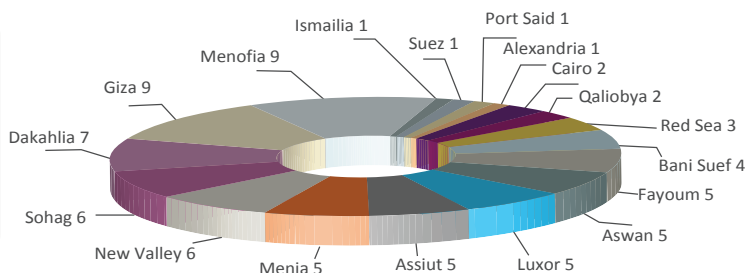


IT Clubs

In line with the Ministry of Communications and Information Technology (MCIT) strategy for promoting the role of IT in an effective and sustainable manner for community development, MCIT launched the IT Clubs in Community Development project. The total number of IT Clubs in Egypt reached 77.

Source: Ministry of Communications and Information Technology
Egypt ICT Trust Fund
IT Clubs Department

Regional Distribution of IT Clubs



Postal Services



Unit	Office
September 2021	4088
August 2022	4314
September 2022	4325
Monthly Change Rate %	0.25
Annual Change Rate %	5.80

Average Number of People Served by each Post Office

Unit	Thousand Inhabitants
September 2021	25.25
August 2022	24.32
September 2022	24.29
Monthly Change Rate %	-0.11
Annual Change Rate %	-3.78

Number of Pensions Distributed through Post Offices

Unit	Million
September 2021	7.08
August 2022	5.18
September 2022	5.09
Monthly Change Rate %	-1.74
Annual Change Rate %	-28.11

Number of Instant Postal Financial Transfers

Unit	Thousand Transfers
September 2021	1240
August 2022	920
September 2022	883
Monthly Change Rate %	-4.03
Annual Change Rate %	-28.81

Source: Ministry of Communications and Information Technology – Egypt Post