



Ministry of Communications
and Information Technology

ICT Indicators in Brief

December 2023 | Monthly Issue



www.mcit.gov.eg

www.egyptictindicators.gov.eg



Mobile Phones



Mobile
Subscription



Mobile
Penetration

Million
Subscription

%

99.14

November
2022

94.08

103.74

October
2023

96.87

103.74 *

November
2023

96.73 *

0.00

Monthly Growth
Rate %

-0.14

4.64

Annual Growth
Rate %

2.66

Source: Ministry of Communications and Information Technology

* Estimated Data of October 2023



Active Mobile Broadband Subscriptions

Unit

November
2022

October
2023

November
2023

Monthly
Change
Rate %

Annual
Change
Rate %

Active mobile broadband subscriptions
(Voice & Data)

Million
Subscription

69.06

75.80

75.80 *

0.00

9.77

Active mobile broadband subscriptions
(Data Only)

Million
Subscription

2.25

2.45

2.45 *

0.00

8.98

Source: Ministry of Communications and Information Technology

* Estimated Data of October 2023

** Names of indicators have been updated in accordance with the International Telecommunication Union (ITU) handbook.

Unit

2021/2022

Internet Penetration

%

72.2

According to results of "ICT access and use by households and individuals survey for 2021/2022".



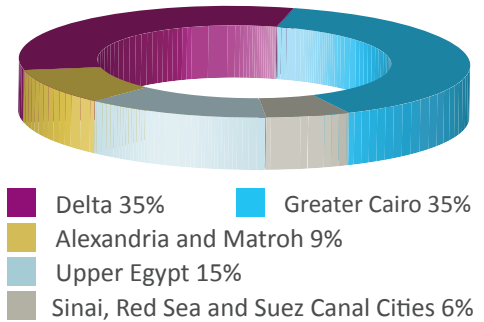
Percentage of Mobile Internet Users

Proportion of Mobile Internet Users of Total Mobile Subscription

Unit	%
November 2022	69.66
October 2023	73.07
November 2023	73.07 *
Monthly Change Rate %	0.00
Annual Change Rate %	3.41

Source: Ministry of Communications and Information Technology – Telecom Egypt, NTRA
* Estimated Data of October 2023

ADSL Regional Distribution




Fixed Telephone

	Unit	November 2022	October 2023	November 2023	Monthly Change Rate %	Annual Change Rate %
Local Exchange Capacity	Million Lines	20.22	20.20	21.29	5.40	5.28
Fixed Lines Subscription	Million Subscription	12.15	12.29	12.56	2.20	3.34
Fixed Lines Penetration	%	11.5	11.48	11.7	1.92	0.20
Number of Local Exchanges	Exchange	1532	1653	1651	-0.12	7.77
Number of Local Exchanges in Rural Areas	Exchange	1072	1072*	1072 *	0.00	0.00

Fixed Lines by Type of Subscription

- Government Subscription 2%
- Commercial Subscription 8%
- Residential Subscription 90%



Source: Ministry of Communications and Information Technology – Telecom Egypt

* Data of February 2023

Number of Newly Established ICT Companies and Issued Capital

	Unit	Activity	November 2022	October 2023	November 2023
Issued Capital of Newly Established ICT Companies during each Month	Million EGP	Communications	0.31	0.55	0.42
		Information Technology	143.04	80.63	126.47
		IT Enabled Services	5.54	9.37	103.33
Total			148.89	90.56	230.22
Number of Newly Established ICT Companies during each Month	Companies	Communications	2	2	6
		Information Technology	162	179	186
		IT Enabled Services	44	19	21
Total			208	200	213

Source: Ministry of Investment – General Authority for Free Zones and Investment

Egypt's Stock Exchange Telecommunications Index

Unit	Point
November 2022	1610
October 2023	1940
November 2023	2023
Monthly Change Rate %	83
Annual Change Rate %	413

The IT, Media and Communication Services Index includes seven companies: Raya Contact Center, Fawry for Banking Technology and Electronic Payment, Egyptian Media Production City, Telecom Egypt, Egyptian Satellite Company (Nilesat), Orascom Investment Holding (OIH), and eFinance.

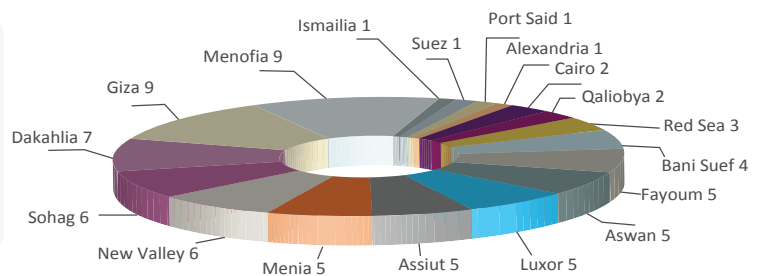


IT Clubs

In line with the Ministry of Communications and Information Technology (MCIT) strategy in promoting the role of IT in an effective and sustainable manner for community development, MCIT has Activated the IT Clubs in Community Development", The Total Number of IT Clubs in Egypt reached 77 IT Clubs.

Source: Ministry of Communications and Information Technology
Egypt ICT Trust Fund
IT Clubs Department

Regional Distribution of IT Clubs



Postal Services



Unit	Office
November 2022	4341
October 2023	4495
November 2023	4535
Monthly Change Rate %	0.89
Annual Change Rate %	4.47

Average Number of People Served by each Post Office

Unit	Thousand Inhabitants
November 2022	24.28
October 2023	23.82
November 2023	23.65
Monthly Change Rate %	-0.74
Annual Change Rate %	-2.59

Number of Pensions Distributed through Post Offices

Unit	Million
November 2022	4.84
October 2023	4.96
November 2023	4.86
Monthly Change Rate %	-2.02
Annual Change Rate %	0.41

Number of Instant Postal Financial Transfers

Unit	Thousand Transfers
November 2022	907
October 2023	823
November 2023	759
Monthly Change Rate %	-7.81
Annual Change Rate %	-16.34

Source: Ministry of Communications and Information Technology – Egypt Post