



Ministry of Communications
and Information Technology

ICT Indicators in Brief

June 2023 | Monthly Issue



www.mcit.gov.eg

www.egyptictindicators.gov.eg



Mobile Phones



Mobile
Subscription



Mobile
Penetration

Million
Subscription

%

96.68

May
2022

92.56

102.90

April
2023

96.94

103.09

May
2023

96.97

0.18

Monthly Growth
Rate %

0.03

6.62

Annual Growth
Rate %

4.40

Source: Ministry of Communications and Information Technology, National Telecom Regulatory Authority



Internet

Unit

May
2022

April
2023

May
2023

Monthly
Change
Rate %

Annual
Change
Rate %

Mobile Internet Users

Million
Subscription

67.49

70.74

71.89

1.62

6.52

USB Modem Subscription

Million
Subscription

2.14

2.33

2.36

1.24

10.32

Source: Ministry of Communications and Information Technology, National Telecom Regulatory Authority

Unit

2021/2022

Internet Penetration

%

72.2

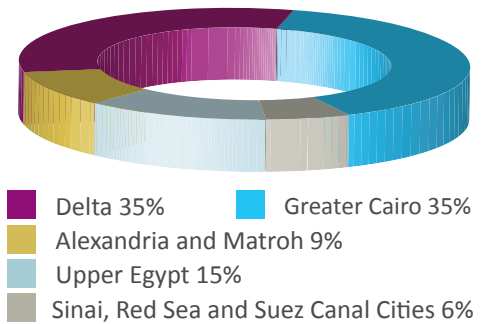
According to results of "ICT access and use by households and individuals survey for 2021/2022".



ADSL and Mobile Internet Users

Unit	ADSL Subscription	Proportion of Mobile Internet Users of Total Mobile Subscription
	Million Subscription	%
May 2022	10.43	69.80
April 2023	11.37	68.75
May 2023	11.46	69.73
Monthly Change Rate %	0.78	0.99
Annual Change Rate %	9.92	-0.07

ADSL Subscriptions Regional Distribution



Source: Ministry of Communications and Information Technology – Telecom Egypt, National Telecom Regulatory Authority




Fixed Telephone

	Unit	May 2022	April 2023	May 2023	Monthly Change Rate %	Annual Change Rate %
Local Exchange Capacity	Million Lines	22.11	21.24	21.24*	0.00	-3.95
Fixed Lines Subscription	Million Subscription	11.75	12.21	12.53	2.59	6.64
Fixed Lines Penetration	%	11.25	11.5	11.78	2.43	0.53
Number of Local Exchanges	Exchange	1532	1556	1556 *	0.00	1.57
Number of Local Exchanges in Rural Areas	Exchange	1072	1072	1072 *	0.00	0.00

Fixed Lines by Type of Subscription

- Government Subscription 48%
- Commercial Subscription 4%
- Residential Subscription 49%



Source: Ministry of Communications and Information Technology – Telecom Egypt

* February 2022

Number of Newly Established ICT Companies and Issued Capital

Activity	Unit	May 2022	April 2023	May 2023
		Million EGP	Companies	Companies
Issued Capital of Newly Established ICT Companies during each Month	Communications	0.43	0.16	5.03
	Information Technology	69.46	105.76	124.85
	IT Enabled Services	27.22	4.24	13.52
Total		97.10	110.16	143.40
Number of Newly Established ICT Companies during each Month	Communications	5	3	2
	Information Technology	131	79	182
	IT Enabled Services	38	34	37
Total		174	116	221

Source: Ministry of Investment – General Authority for Free Zones and Investment

Egypt's Stock Exchange Telecommunications Index*

Unit	Point
May 2022	1315
April 2023	1792
May 2023	1766
Monthly Change Rate %	-26
Annual Change Rate %	451

The IT, Media and Communication Services Index includes seven companies: Raya Contact Center, Fawry for Banking Technology and Electronic Payment, Egyptian Media Production City, Telecom Egypt, Egyptian Satellite Company (Nilesat), Orascom Investment Holding (OIH), and eFinance.

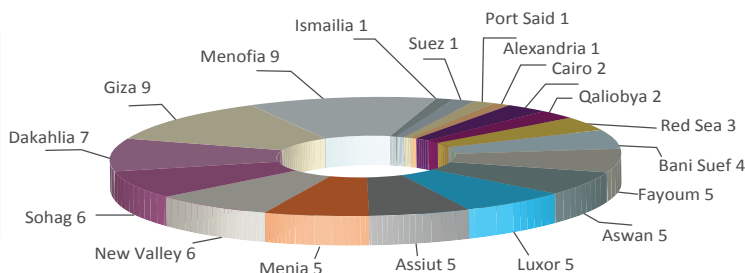


IT Clubs

In line with the Ministry of Communications and Information Technology (MCIT) strategy for promoting the role of IT in an effective and sustainable manner for community development, MCIT launched the "IT Clubs in Community Development" project. The total number of IT Clubs in Egypt reached 77.

Source: Ministry of Communications and Information Technology
Egypt ICT Trust Fund
IT Clubs Department

Regional Distribution of IT Clubs



Postal Services



Unit	Office
May 2022	4275
April 2023	4391
May 2023	4401
Monthly Change Rate %	0.23
Annual Change Rate %	2.95

Average Number of People Served by each Post Office

Unit	Thousand Inhabitants
May 2022	24.43
April 2023	24.18
May 2023	24.16
Monthly Change Rate %	-0.08
Annual Change Rate %	-1.13

Number of Pensions Distributed through Post Offices

Unit	Million
May 2022	5.54
April 2023	4.85
May 2023	4.87
Monthly Change Rate %	0.41
Annual Change Rate %	-12.09

Number of Instant Postal Financial Transfers

Unit	Thousand Transfers
May 2022	751
April 2023	805
May 2023	852
Monthly Change Rate %	5.77
Annual Change Rate %	13.36

Source: Ministry of Communications and Information Technology – Egypt Post