



Ministry of Communications
and Information Technology

ICT Indicators in Brief

January 2021 | Monthly Issue



www.mcit.gov.eg

www.egyptictindicators.gov.eg



Mobile Phones



Mobile
Subscription



Mobile
Penetration

Million
Subscription

%

95.34

Dec
2019

95.38

94.91

Nov
2020

93.36

95.36

Dec
2020

93.65

0.47

Monthly Growth
Rate %

0.30

0.02

Annual Growth
Rate %

-1.72

Source: Ministry of Communications and Information Technology



Internet

Unit

Dec
2019

Nov
2020

Dec
2020

Monthly
Change
Rate %

Annual
Change
Rate %

Mobile Internet Users

Million
Subscription

39.00

51.11

52.40

2.52

34.36

USB Modem Subscription

Million
Subscription

3.60

3.41

4.04

18.65

12.28

Source: Ministry of Communications and Information Technology

Unit

2019/2020

Internet Penetration*

%

57.3

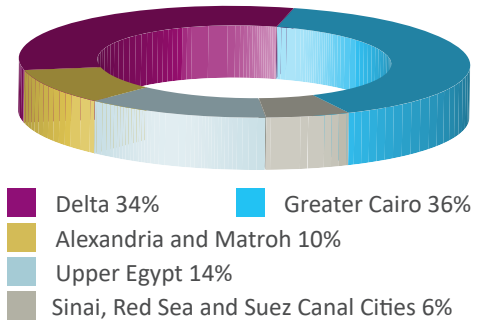
According to the results of "ICT access and use by households and individuals survey for 2019/2020".



ADSL and Mobile Internet Users

Unit	ADSL Subscription	Proportion of Mobile Internet Users of Total Mobile Subscription
	Million Subscription	%
Dec 2019	7.30	40.91
Nov 2020	8.69	53.85
Dec 2020	8.81	54.95
Monthly Change Rate %	1.35	1.10
Annual Change Rate %	20.78	14.04

ADSL Subscriptions Regional Distribution



Source: Ministry of Communications and Information Technology




Fixed Telephone

Unit	Dec 2019	Nov 2020	Dec 2020	Monthly Change Rate %	Annual Change Rate %
Local Exchange Capacity	25.22	25.26	24.82	-1.74	-1.59
Fixed Lines Subscription	8.76	10.22	9.85	-3.64	12.45
Fixed Lines Penetration	7.7	7.785	7.73	-0.71	0.03
Number of Local Exchanges	1511	1511	1511	0.00	0.00
Number of Local Exchanges in Rural Areas	1052	1052	1052	0.00	0.00

Fixed Lines by Type of Subscription

- Government Subscription %2
- Commercial Subscription %10
- Residential Subscription %88



Source: Ministry of Communications and Information Technology – Telecom Egypt

Number of Newly Established ICT Companies and Issued Capital *

Unit	Activity	Aug 2019	Jul 2020	Aug 2020	
		Issued Capital of Newly Established ICT Companies during each Month	Million EGP	Communications	0.10
Total	Information Technology	66.48	87.58	40.90	
	IT Enabled Services	19.95	26.86	28.22	
	Total	86.53	115.46	369.16	
Number of Newly Established ICT Companies during each Month	Companies	Communications	2	3	2
	Information Technology	64	107	130	
	IT Enabled Services	35	34	25	
Total	Total	101	144	157	

* Most of the newly established ICT Companies are small and micro enterprises

Source: Ministry of Investment – General Authority for Free Zones and Investment

Egypt's Stock Exchange Telecommunications Index

Unit	Point
Dec 2019	751
Nov 2020	1399
Dec 2020	1432
Monthly Change Rate %	33
Annual Change Rate %	681

The IT, Media and Communication Services Index includes five companies: Raya Contact Center, Fawry for Banking Technology and Electronic Payment, Egyptian Satellites (NileSat), Egyptian Media Production City and Telecom Egypt.

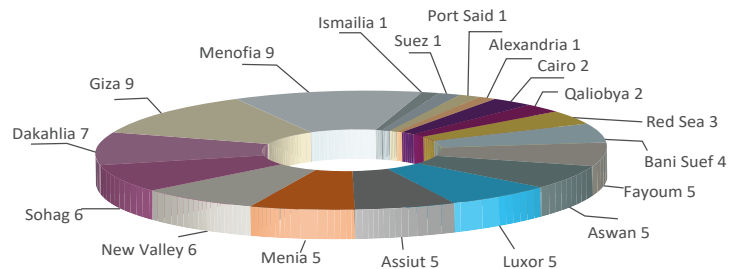


IT Clubs

In line with the strategy of the Ministry of Communications and Information Technology (MCIT) to promote effectively and sustainably the IT role in the community development, MCIT launched the "IT Clubs" project. The total number of IT Clubs in Egypt reached 77.

Source: Ministry of Communications and Information Technology
Egypt ICT Trust Fund
IT Clubs Department

Regional Distribution of Telecenters



Postal Services



Unit	Office
Dec 2019	3982
Nov 2020	4020
Dec 2020	4026
Monthly Change Rate %	0.15
Annual Change Rate %	1.10

Average Number of People Served by each Post Office

Number of Pensions Distributed through Post Offices

Number of Instant Postal Financial Transfers

Unit	Thousand Inhabitants	Million	Thousand Transfers
Dec 2019	25.1029	5.52	1928
Nov 2020	25.2895	5.73	1574
Dec 2020	25.2903	4.27	1597
Monthly Change Rate %	0.003	-25.48	1.46
Annual Change Rate %	0.75	-22.64	-17.17

Source: Ministry of Communications and Information Technology – Egypt Post