



Ministry of Communications
and Information Technology

ICT Indicators in Brief

May 2023 | Monthly Issue



www.mcit.gov.eg

www.egyptictindicators.gov.eg



Mobile Phones



Mobile
Subscription



Mobile
Penetration

Million
Subscription

%

96.37

April
2022

92.40

102.77

March
2023

96.95

102.90

April
2023

96.94

0.13

Monthly Growth
Rate %

-0.01

6.78

Annual Growth
Rate %

4.54

Source: Ministry of Communications and Information Technology



Internet

Unit

April
2022

March
2023

April
2023

Monthly
Change
Rate %

Annual
Change
Rate %

Mobile Internet Users

Million
Subscription

64.57

69.86

70.74

1.26

9.56

USB Modem Subscription

Million
Subscription

2.13

2.52

2.33

-7.30

9.33

Source: Ministry of Communications and Information Technology

Unit

2021/2022

Internet Penetration

%

72.2

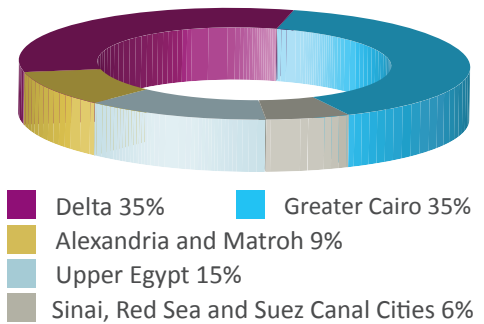
According to results of "ICT access and use by households and individuals survey for 2021/2022".



ADSL and Mobile Internet Users

Unit	ADSL Subscription	Proportion of Mobile Internet Users of Total Mobile Subscription
	Million Subscription	%
April 2022	10.38	67.00
March 2023	11.32	67.98
April 2023	11.37	68.75
Monthly Change Rate %	0.46	0.77
Annual Change Rate %	9.62	1.74

ADSL Subscriptions Regional Distribution



Source: Ministry of Communications and Information Technology – Telecom Egypt




Fixed Telephone

Unit	April 2022	March 2023	April 2023	Monthly Change Rate %	Annual Change Rate %
Local Exchange Capacity	22.53	21.24	21.24 *	0.00	-5.73
Fixed Lines Subscription	11.54	11.68	12.21	4.56	5.78
Fixed Lines Penetration	11.07	11.02	11.5	4.36	0.43
Number of Local Exchanges	1532	1556	1556 *	0.00	1.57
Number of Local Exchanges in Rural Areas	1072	1072	1072 *	0.00	0.00

Fixed Lines by Type of Subscription

- Government Subscription 2%
- Commercial Subscription 8%
- Residential Subscription 90%



Source: Ministry of Communications and Information Technology – Telecom Egypt

* February 2022

Number of Newly Established ICT Companies and Issued Capital

Activity	Unit	April 2022	March 2023	April 2023	
		Issued Capital of Newly Established ICT Companies during each Month	Million EGP		
Communications		3.05	259.47	0.16	
Information Technology		27.96	171.92	105.76	
IT Enabled Services		137.26	7.53	4.24	
Total		168.27	438.93	110.16	
Number of Newly Established ICT Companies during each Month	Companies	Communications	4	7	3
		Information Technology	91	153	79
IT Enabled Services		52	52	34	
Total		147	212	116	

Source: Ministry of Investment – General Authority for Free Zones and Investment

Egypt's Stock Exchange Telecommunications Index*

Unit	Point
April 2022	1403
March 2023	1687
April 2023	1792
Monthly Change Rate %	105
Annual Change Rate %	389

The IT, Media and Communication Services Index includes seven companies: Raya Contact Center, Fawry for Banking Technology and Electronic Payment, Egyptian Media Production City, Telecom Egypt, Egyptian Satellite Company (Nilesat), Orascom Investment Holding (OIH), and eFinance.

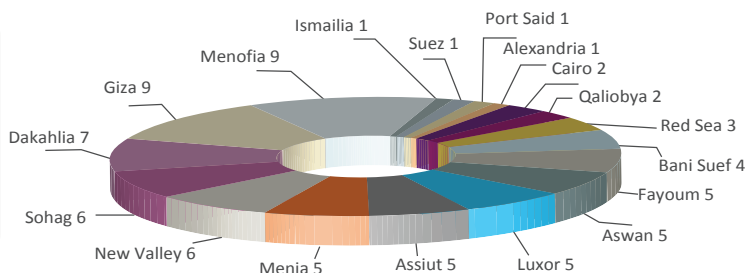


IT Clubs

In line with the Ministry of Communications and Information Technology (MCIT) strategy for promoting the role of IT in an effective and sustainable manner for community development, MCIT launched the "IT Clubs in Community Development" project. The total number of IT Clubs in Egypt reached 77.

Source: Ministry of Communications and Information Technology
Egypt ICT Trust Fund
IT Clubs Department

Regional Distribution of IT Clubs



Postal Services



Unit	Office
April 2022	4251
March 2023	4385
April 2023	4391
Monthly Change Rate %	0.14
Annual Change Rate %	3.29

Average Number of People Served by each Post Office

Unit	Thousand Inhabitants
April 2022	24.53
March 2023	24.17
April 2023	24.18
Monthly Change Rate %	0.01
Annual Change Rate %	-1.46

Number of Pensions Distributed through Post Offices

Unit	Million
April 2022	5.94
March 2023	4.83
April 2023	4.85
Monthly Change Rate %	0.41
Annual Change Rate %	-18.35

Number of Instant Postal Financial Transfers

Unit	Thousand Transfers
April 2022	1095
March 2023	1040
April 2023	805
Monthly Change Rate %	-22.56
Annual Change Rate %	-26.45

Source: Ministry of Communications and Information Technology – Egypt Post