



Ministry of Communications
and Information Technology

ICT Indicators in Brief

June 2021 | Monthly Issue





Mobile Phones



Mobile
Subscription



Mobile
Penetration

Million
Subscription

%

96.74

May
2020

96.04

100.97

April
2021

98.57

99.90

May
2021

97.37

-1.07

Monthly Growth
Rate %

-1.20

3.26

Annual Growth
Rate %

1.34

Source: Ministry of Communications and Information Technology



Internet

Unit

May
2020

April
2021

May
2021

Monthly
Change
Rate %

Annual
Change
Rate %

Mobile Internet Users

Million
Subscription

41.42

56.78

58.78

3.46

41.91

USB Modem Subscription

Million
Subscription

2.30

4.20

3.15

-24.99

36.81

Source: Ministry of Communications and Information Technology

Unit

2019/2020

Internet Penetration

%

57.3

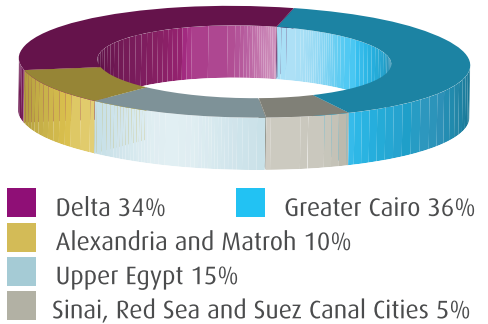
According to the results of "ICT Access and Use by Households and Individuals Survey for 2019/2020"



ADSL and Mobile Internet Users

	ADSL Subscription	Proportion of Mobile Internet Users of Total Mobile Subscription
Unit	Million Subscription	%
May 2020	7.85	42.82
April 2021	9.33	53.93
May 2021	9.38	55.56
Monthly Change Rate %	0.60	1.63
Annual Change Rate %	19.51	12.74

ADSL Subscriptions Regional Distribution



Source: Ministry of Communications and Information Technology – Telecom Egypt




Fixed Telephone

	Unit	May 2020	April 2021	May 2021	Monthly Change Rate %	Annual Change Rate %
Local Exchange Capacity	Million Lines	25.02	25.00	25.05	0.23	0.14
Fixed Lines Subscription	Million Subscription	9.86	10.68	10.86	1.71	10.21
Fixed Lines Penetration	%	7.73	7.78	7.81	0.39	0.08
Number of Local Exchanges	Exchange	1511	1511	1511	0.00	0.00
Number of Local Exchanges in Rural Areas	Exchange	1052	1052	1052	0.00	0.00

Fixed Lines by Type of Subscription

- Government Subscription 2%
- Commercial Subscription 9%
- Residential Subscription 89%



Source: Ministry of Communications and Information Technology – Telecom Egypt

Number of Newly Established ICT Companies and Issued Capital *

	Unit	Activity	August 2019	July 2020	August 2020
Issued Capital of Newly Established ICT Companies during each Month	Million EGP	Communications	0.10	1.02	300.05
		Information Technology	66.48	87.58	40.90
		IT Enabled Services	19.95	26.86	28.22
Total			86.53	115.46	369.16
Number of Newly Established ICT Companies during each Month	Companies	Communications	2	3	2
		Information Technology	64	107	130
		IT Enabled Services	35	34	25
Total			101	144	157

* Most of the newly established ICT Companies are small and micro enterprises

Source: Ministry of Investment – General Authority for Free Zones and Investment

Egypt's Stock Exchange Telecommunications Index [✱]

Unit	Point
May 2020	814
April 2021	1484
May 2021	1614
Monthly Change Rate %	130
Annual Change Rate %	800

The IT, Media and Communication Services Index includes five companies: Raya Contact Center, Fawry for Banking Technology and Electronic Payment, Egyptian Satellites (NileSat), Egyptian Media Production City and Telecom Egypt.

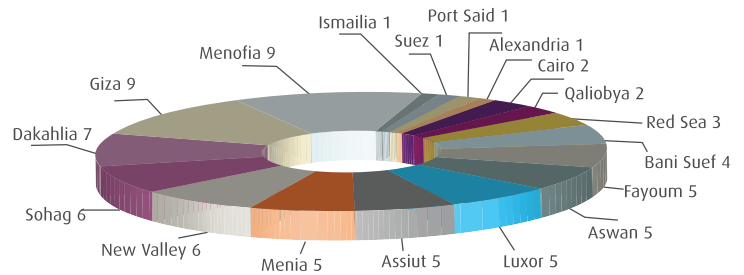


IT Clubs

In line with the strategy of the Ministry of Communications and Information Technology (MCIT) for promoting the role of IT in an effective and sustainable manner for community development, MCIT launched the IT Clubs in Community Development project. The total number of IT Clubs in Egypt reached 77.

Source: Ministry of Communications and Information Technology
Egypt ICT Trust Fund
IT Clubs Department

Regional Distribution of Telecenters



Postal Services



Unit	Office
May 2020	3986
April 2021	4057
May 2021	4070
Monthly Change Rate %	0.32
Annual Change Rate %	2.11

Average Number of People Served by each Post Office

Unit	Thousand Inhabitants
May 2020	25.27
April 2021	25.25
May 2021	25.21
Monthly Change Rate %	-0.17
Annual Change Rate %	-0.26

Number of Pensions Distributed through Post Offices

Unit	Million
May 2020	4.9
April 2021	3.42
May 2021	3.36
Monthly Change Rate %	-1.75
Annual Change Rate %	-31.43

Number of Instant Postal Financial Transfers

Unit	Thousand Transfers
May 2020	1267
April 2021	1446
May 2021	1123
Monthly Change Rate %	-22.34
Annual Change Rate %	-11.37

Source: Ministry of Communications and Information Technology – Egypt Post