



Ministry of Communications
and Information Technology

ICT Indicators in Brief

Jan 2023 | Monthly Issue



www.mcit.gov.eg

www.egyptictindicators.gov.eg



Mobile Phones



Mobile
Subscription



Mobile
Penetration

Million
Subscription

%

103.45

December
2021

99.78

99.14

November
2022

94.08

99.38

December
2022*

94.16

0.24

Monthly Growth
Rate %

0.09

-3.94

Annual Growth
Rate %

-5.62

Source: Ministry of Communications and Information Technology

*Preliminary Data



Internet

Unit

December
2021

November
2022

December
2022*

Monthly
Change
Rate %

Annual
Change
Rate %

Mobile Internet Users

Million
Subscription

63.44

69.06

69.08

0.02

8.88

USB Modem Subscription

Million
Subscription

2.07

2.25

2.42

7.61

16.80

Source: Ministry of Communications and Information Technology

*Preliminary Data

Unit

2021/2022

Internet Penetration

%

72.2

According to results of "ICT access and use by households and individuals survey for 2021/2022".



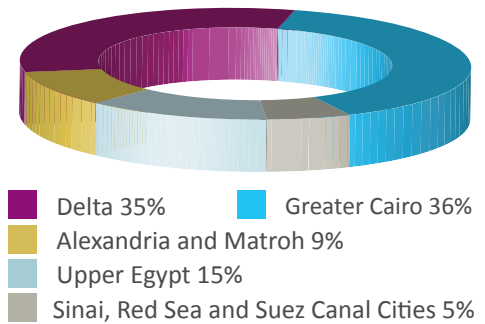
ADSL and Mobile Internet Users

Unit	ADSL Subscription	Proportion of Mobile Internet Users of Total Mobile Subscription
	Million Subscription	%
December 2021	10.07	61.33
November 2022	10.94	69.66
December 2022	11.04	69.51*
Monthly Change Rate %	0.90	-0.15
Annual Change Rate %	9.58	8.18

Source: Ministry of Communications and Information Technology – Telecom Egypt

*Preliminary Data

ADSL Subscriptions Regional Distribution




Fixed Telephone

Unit	December 2021	November 2022	December 2022	Monthly Change Rate %	Annual Change Rate %
Local Exchange Capacity	24.13	20.22	21.81	7.84	-9.62
Fixed Lines Subscription	11.01	12.15	11.59	-4.65	5.21
Fixed Lines Penetration	10.6	11.5	10.98	-4.52	0.38
Number of Local Exchanges	1532	1532	1556	1.57	1.57
Number of Local Exchanges in Rural Areas	1072	1072	1072	0.00	0.00

Fixed Lines by Type of Subscription

- Government Subscription 2%
- Commercial Subscription 9%
- Residential Subscription 89%



Source: Ministry of Communications and Information Technology – Telecom Egypt

Number of Newly Established ICT Companies and Issued Capital

Activity	Unit	December 2021	November 2022	December 2022	
		Issued Capital of Newly Established ICT Companies during each Month	Million EGP		
Communications		0.10	0.31	0.82	
Information Technology		49.79	143.04	686.10	
IT Enabled Services		13.58	5.54	12.84	
Total		63.48	148.89	699.76	
Number of Newly Established ICT Companies during each Month	Companies	Communications	1	2	8
		Information Technology	143	162	148
		IT Enabled Services	67	44	60
Total		211	208	216	

Source: Ministry of Investment – General Authority for Free Zones and Investment

Egypt's Stock Exchange Telecommunications Index*

Unit	Point
December 2021	1613
November 2022	1610
December 2022	1730
Monthly Change Rate %	120
Annual Change Rate %	-117

* The IT, Media and Communication Services Index includes seven companies: Raya Contact Center, Fawry for Banking Technology and Electronic Payment, Egyptian Media Production City, Telecom Egypt, Egyptian Satellite Company (Nilesat), Orascom Investment Holding (OIH), and eFinance.

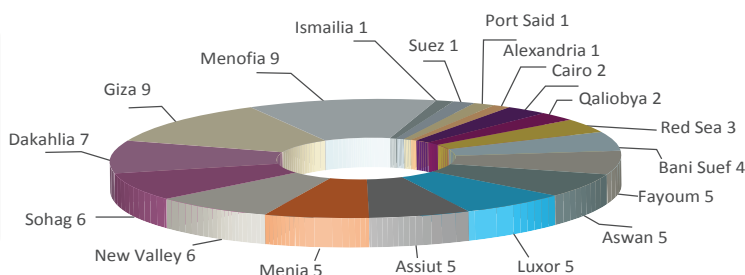


IT Clubs

In line with the Ministry of Communications and Information Technology (MCIT) strategy in promoting the role of IT in an effective and sustainable manner for community development, MCIT launched the IT Clubs in Community Development project. The total number of IT Clubs in Egypt reached 77.

Source: Ministry of Communications and Information Technology
Egypt ICT Trust Fund
IT Clubs Department

Regional Distribution of IT Clubs



Postal Services



Unit	Office
December 2021	4194
November 2022	4341
December 2022	4345
Monthly Change Rate %	0.09
Annual Change Rate %	3.60

Average Number of People Served by each Post Office

Unit	Thousand Inhabitants
December 2021	24.72
November 2022	24.28
December 2022	24.29
Monthly Change Rate %	0.05
Annual Change Rate %	-1.74

Number of Pensions Distributed through Post Offices

Unit	Million
December 2021	6.29
November 2022	4.84
December 2022	4.84
Monthly Change Rate %	0.00
Annual Change Rate %	-23.05

Number of Instant Postal Financial Transfers

Unit	Thousand Transfers
December 2021	1191
November 2022	907
December 2022	939
Monthly Change Rate %	3.46
Annual Change Rate %	-21.19

Source: Ministry of Communications and Information Technology – Egypt Post