



Ministry of Communications
and Information Technology

ICT Indicators in Brief

October 2020 | Monthly Issue





Mobile Phones



Mobile
Subscription



Mobile
Penetration

Million
Subscription

%

94.90

September
2019

95.38

96.19

August
2020

95.05

95.36

September
2020

94.09

-0.87

Monthly Growth
Rate %

-0.97

0.49

Annual Growth
Rate %

-1.29

Source: Ministry of Communications and Information Technology – National Telecommunication Regulatory Authority



Internet

Unit

September
2019

August
2020

September
2020

Monthly
Change
Rate %

Annual
Change
Rate %

Mobile Internet Users

Million
Subscription

38.17

50.61

50.48

-0.26

32.26

USB Modem Subscription

Million
Subscription

3.56

3.29

3.28

-0.07

-7.64

International Internet Bandwidth *

Gbps

1889.82

2565.78

2565.78

0.00

35.77

Source: Ministry of Communications and Information Technology – National Telecommunication Regulatory Authority – Telecom Egypt

Unit

2019/2020

Internet Penetration*

%

57.3

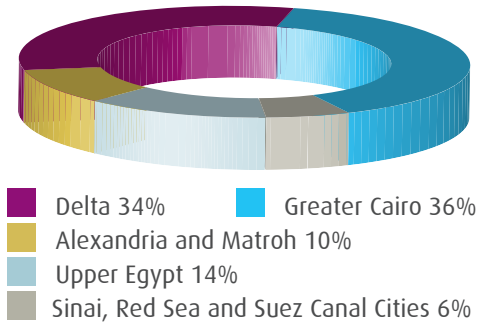
* Jan 2020 Data



ADSL and Mobile Internet Users

	ADSL Subscription	Proportion of Mobile Internet Users of Total Mobile Subscription
Unit	Million Subscription	%
September 2019	7.12	40.22
August 2020	8.29	52.61
September 2020	8.45	52.93
Monthly Change Rate %	1.99	0.32
Annual Change Rate %	18.78	12.71

ADSL Subscriptions Regional Distribution



Source: Ministry of Communications and Information Technology – National Telecommunication Regulatory Authority– Telecom Egypt




Fixed Telephone

	Unit	September 2019	August 2020	September 2020	Monthly Change Rate %	Annual Change Rate %
Local Exchange Capacity	Million Lines	24.06	25.23	25.24	0.03	4.92
Fixed Lines Subscription	Million Subscription	8.42	10.06	9.15	-9.01	8.63
Fixed Lines Penetration	%	7.602	7.738	7.701	-0.48	0.10
Number of Local Exchanges	Exchange	1507	1511	1511	0.00	0.27
Number of Local Exchanges in Rural Areas	Exchange	1048	1052	1052	0.00	0.38

Fixed Lines by Type of Subscription

- Government Subscription 2%
- Commercial Subscription 11%
- Residential Subscription 87%



Source: Ministry of Communications and Information Technology – Telecom Egypt

Number of Newly Established ICT Companies and Issued Capital *

	Unit	Activity	August 2019	July 2020	August 2020
Issued Capital of Newly Established ICT Companies during each Month	Million EGP	Communications	0.10	1.02	300.05
		Information Technology	66.48	87.58	40.90
		IT Enabled Services	19.90	21.22	6.14
		Other ICT Companies	0.05	5.64	22.08
Total			86.53	115.46	369.16
Number of Newly Established ICT Companies during each Month	Companies	Communications	2	3	2
		Information Technology	64	107	130
		IT Enabled Services	34	25	14
		Other ICT Companies	1	9	11
Total			101	144	157

* Most of the newly established ICT Companies are small and micro enterprises

Source: Ministry of Investment – General Authority for Free Zones and Investment

Egypt's Stock Exchange Telecommunications Index ^{*}

Unit	Point
September 2019	912
August 2020	1281
September 2020	1276
Monthly Change Rate %	-5
Annual Change Rate %	364

The IT, Media and Communication Services Index includes five companies: Raya Contact Center, Fawry for Banking Technology and Electronic Payment, Egyptian Satellites (NileSat), Egyptian Media Production City and Telecom Egypt.

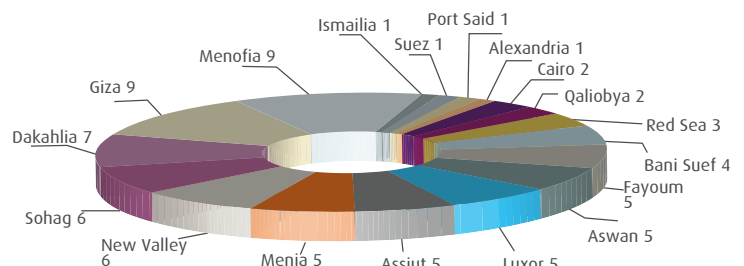


IT Clubs

In line with the strategy of the Ministry of Communications and Information Technology (MCIT) to promote effectively and sustainably the IT role in the community development, MCIT launched the "IT Clubs" project. The total number of IT Clubs in Egypt reached 77.

Source: Ministry of Communications and Information Technology
Egypt ICT Trust Fund
IT Clubs Department

Regional Distribution of Telecenters



Postal Services



Number of Post Offices

Unit	Office
September 2019	3981
August 2020	3997
September 2020	4009
Monthly Change Rate %	0.30
Annual Change Rate %	0.70

Average Number of People Served by each Post Office

Number of Pensions Distributed through Post Offices

Number of Instant Postal Financial Transfers

Unit	Thousand Inhabitants	Million	Thousand Transfers
September 2019	24.99	5.23	1748
August 2020	25.32	3.33	1266
September 2020	25.28	5.35 [*]	1529
Monthly Change Rate %	-0.15	60.66	20.81
Annual Change Rate %	1.16	2.29	-12.53

Source: Ministry of Communications and Information Technology – Egypt Post

^{*}The increased number of pension recipients is attributed to the early disbursement of August pensions at the end of July, with the occasion of Eid al-Adha.