



Ministry of Communications
and Information Technology

ICT Indicators in Brief

November 2023 | Monthly Issue



www.mcit.gov.eg

www.egyptictindicators.gov.eg



Mobile Telephone



Mobile
Subscription



Mobile
Penetration

Million
Subscription

%

99.10

October
2022

94.18

105.07

September
2023

98.26

103.74*

October
2023

96.87 *

-1.27

Monthly Growth
Rate %

-1.38

4.68

Annual Growth
Rate %

2.70

Source: Ministry of Communications and Information Technology, NTRA

*Estimated Data



Active Mobile Broadband Subscriptions

Unit

October
2022

September
2023

October
2023

Monthly
Change
Rate %

Annual
Change
Rate %

Active mobile broadband subscriptions
(voice and data)

Million
Subscription

69.49

75.51

75.80 *

0.39

9.09

Active mobile broadband subscriptions
(data only)

Million
Subscription

2.05

2.42

2.45 *

1.35

19.45

Source: Ministry of Communications and Information Technology, NTRA

*Estimated Data

** The names of indicators have been updated in accordance with the International Telecommunication Union (ITU) handbook.

Unit

2021/2022

Internet Penetration

%

72.2

According to results of "ICT access and use by households and individuals survey for 2021/2022".



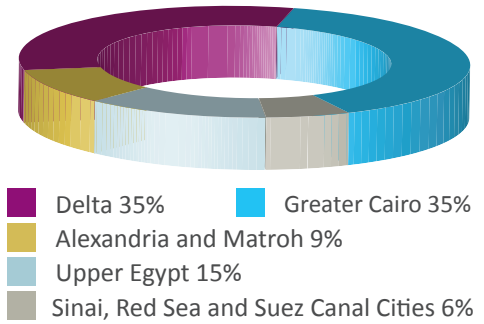
Percentage of Mobile Internet Users

Proportion of Mobile Internet Users of Total Mobile Subscription

Unit	%
October 2022	70.12
September 2023	71.87
October 2023	73.07*
Monthly Change Rate %	1.20
Annual Change Rate %	2.95

Source: Ministry of Communications and Information Technology, Telecom Egypt, NTRA
*Estimated Data

ADSL Regional Distribution




Fixed Telephone

	Unit	October 2022	September 2023	October 2023	Monthly Change Rate %	Annual Change Rate %
Local Exchange Capacity	Million Lines	20.34	20.57	20.20	-1.81	-0.71
Fixed Lines Subscription	Million Subscription	11.93	12.40	12.29	-0.87	2.97
Fixed Lines Penetration	%	11.34	11.6	11.48	-1.03	0.14
Number of Local Exchanges	Exchange	1532	1651	1653	0.12	7.90
Number of Local Exchanges in Rural Areas	Exchange	1072	1072*	1072*	0.00	0.00

Fixed Lines by Type of Subscription

- Government Subscription 2%
- Commercial Subscription 8%
- Residential Subscription 90%



Source: Ministry of Communications and Information Technology – Telecom Egypt
* February 2023

Number of Newly Established ICT Companies and Issued Capital

	Unit	Activity	October 2022	September 2023	October 2023
Issued Capital of Newly Established ICT Companies during each Month	Million EGP	Communications	100.57	0.75	0.55
		Information Technology	65.58	48.69	80.63
		IT Enabled Services	24.55	3.83	9.37
Total			190.70	53.27	90.56
Number of Newly Established ICT Companies during each Month	Companies	Communications	5	3	2
		Information Technology	155	144	179
		IT Enabled Services	62	15	19
Total			222	162	200

Source: Ministry of Investment, General Authority for Free Zones and Investment

Egypt's Stock Exchange Telecommunications Index

Unit	Point
October 2022	1370
September 2023	1873
October 2023	1949
Monthly Change Rate %	76
Annual Change Rate %	579

The IT, Media and Communication Services Index includes seven companies: Raya Contact Center, Fawry for Banking Technology and Electronic Payment, Egyptian Media Production City, Telecom Egypt, Egyptian Satellite Company (Nilesat), Orascom Investment Holding (OIH), and eFinance.

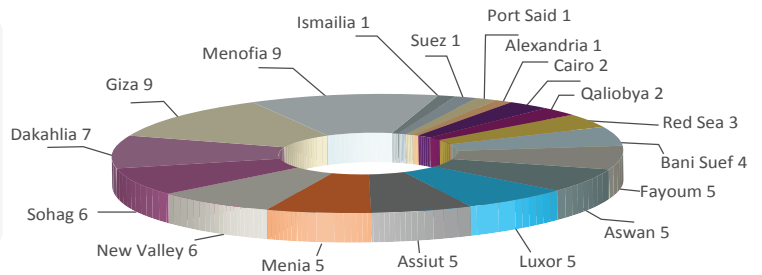


IT Clubs

In line with the Ministry of Communications and Information Technology (MCIT) strategy in promoting the role of IT in an effective and sustainable manner for community development, MCIT launched the IT Clubs in Community Development project. The total number of IT Clubs in Egypt reached 77.

Source: Ministry of Communications and Information Technology
Egypt ICT Trust Fund
IT Clubs Department

Regional Distribution of IT Clubs



Postal Services



Number of Post Offices

Unit	Office
October 2022	4335
September 2023	4460
October 2023	4495
Monthly Change Rate %	0.78
Annual Change Rate %	3.69

Average Number of People Served by each Post Office

Unit	Thousand Inhabitants
October 2022	24.27
September 2023	23.98
October 2023	23.82
Monthly Change Rate %	-0.63
Annual Change Rate %	-1.86

Number of Pensions Distributed through Post Offices

Unit	Million
October 2022	5.03
September 2023	4.92
October 2023	4.96
Monthly Change Rate %	0.81
Annual Change Rate %	-1.39

Number of Instant Postal Financial Transfers

Unit	Thousand Transfers
October 2022	937
September 2023	696
October 2023	823
Monthly Change Rate %	18.24
Annual Change Rate %	-12.15

Source: Ministry of Communications and Information Technology, Egypt Post