



Ministry of Communications
and Information Technology

ICT Indicators in Brief

August 2020 | Monthly Issue





Mobile Phones



Mobile
Subscription



Mobile
Penetration

Million
Subscription

%

94.53

July
2019

95.31

96.58

June
2020

95.73

95.55

July
2020

94.56

-1.07

Monthly Growth
Rate %

-1.17

1.08

Annual Growth
Rate %

-0.74

Source: Ministry of Communications and Information Technology – National Telecom Regulatory Authority



Internet

Unit

July
2019

June
2020

July
2020

Monthly
Change
Rate %

Annual
Change
Rate %

Mobile Internet Users *

Million
Subscription

36.51

41.79

42.15

0.87

15.46

USB Modem Subscription *

Million
Subscription

2.89

2.24

2.18

-2.81

-24.62

International Internet Bandwidth * *

Gbps

1889.82

2565.78

2565.78

0.00

35.77

Source: Ministry of Communications and Information Technology – National Telecom Regulatory Authority – Telecom Egypt

Unit

2019/2020

Internet Users*

Million Users

48.5

Internet Penetration*

%

55.7

According the results of TMICT Access and Use by Households and Individuals Survey for 2019/2020

* Estimated

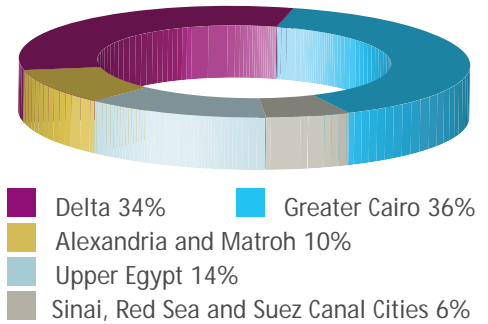
** Jan 2020 Data



ADSL and Mobile Internet Users

	ADSL Subscription	Proportion of Mobile Internet Users of Total Mobile Subscription
Unit	Million Subscription	%
July 2019	6.96	38.62
June 2020	7.99	43.26
July 2020	8.13	44.11
Monthly Change Rate %	1.77	0.85
Annual Change Rate %	16.93	5.49

ADSL Subscriptions Regional Distribution



Source: Ministry of Communications and Information Technology – National Telecom Regulatory Authority– Telecom Egypt




Fixed Telephone

	Unit	July 2019	June 2020	July 2020	Monthly Change Rate %	Annual Change Rate %
Local Exchange Capacity	Million Lines	23.83	25.02	25.12	0.41	5.45
Fixed Lines Subscription	Million Subscription	8.52	9.89	10.01	1.16	17.53
Fixed Lines Penetration	%	7.61	7.732	7.733	0.01	0.12
Number of Local Exchanges	Exchange	1507	1511	1511	0.00	0.27
Number of Local Exchanges in Rural Areas	Exchange	1048	1052	1052	0.00	0.38

Fixed Lines by Type of Subscription

- Government Subscription 3%
- Commercial Subscription 11%
- Residential Subscription 86%



Source: Ministry of Communications and Information Technology – Telecom Egypt

Number of Newly Established ICT Companies and Issued Capital *

	Unit	Activity	July 2019	June 2020	July 2020
Issued Capital of Newly Established ICT Companies during each Month	Million EGP	Communications	13.31	0.15	1.02
		Information Technology	164.45	219.75	87.58
		IT Enabled Services	8.74	9.64	21.22
		Other ICT Companies	0.65	3.10	5.64
Total			187.14	232.64	115.46
Number of Newly Established ICT Companies during each Month	Companies	Communications	4	2	3
		Information Technology	109	78	107
		IT Enabled Services	33	33	25
		Other ICT Companies	3	2	9
Total			149	115	144

* Most of the newly established ICT Companies are small and micro enterprises

Source: Ministry of Investment – General Authority for Free Zones and Investment

Egypt's Stock Exchange Telecommunications Index *

Unit	Point
July 2019	1005
June 2020	1032
July 2020	1059
Monthly Change Rate %	27
Annual Change Rate %	54

The IT, Media and Communication Services Index includes five companies: Raya Contact Center, Fawry for Banking Technology and Electronic Payment, Egyptian Satellites (NileSat), Egyptian Media Production City and Telecom Egypt.

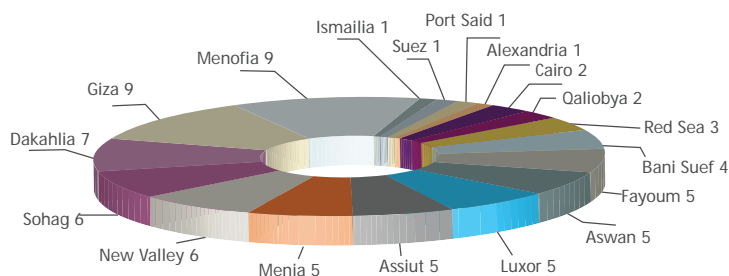


IT Clubs

In line with its strategy for promoting the role of IT in an effective and sustainable manner for community development, the Ministry of Communications and Information Technology (MCIT) launched the TMITClubs in Community Development project. The total number of IT Clubs in Egypt reached 77.

Source: Ministry of Communications and Information Technology
Egypt ICT Trust Fund
IT Clubs Department

Regional Distribution of Telecenters



Postal Services



Number of Post Offices

Unit	Office
July 2019	3982
June 2020	3986
July 2020	3990
Monthly Change Rate %	0.10
Annual Change Rate %	0.20

Unit	Average Number of People Served by each Post Office	Number of Pensions Distributed through Post Offices	Number of Instant Postal Financial Transfers
	Thousand Inhabitants	Million	Thousand Transfers
July 2019	24.91	5.45	1660
June 2020	25.31	5.28	1554
July 2020	25.32	* 7.096	1660
Monthly Change Rate %	0.05	34.39	6.82
Annual Change Rate %	1.67	30.20	0.03

Source: Ministry of Communications and Information Technology – Egypt Post

*The increased number of pension recipients is attributed to the early disbursement of August pensions at the end of July, with the occasion of Eid al-Adha.