



Ministry of Communications  
and Information Technology

# ICT Indicators in Brief

April 2023 | Monthly Issue



[www.mcit.gov.eg](http://www.mcit.gov.eg)

[www.egyptictindicators.gov.eg](http://www.egyptictindicators.gov.eg)



## Mobile Phones



Mobile  
Subscription



Mobile  
Penetration

Million  
Subscription

%

94.15

March  
2022

90.40

100.52

February  
2023

94.96

102.77

March  
2023

96.95

2.24

Monthly Growth  
Rate %

1.99

9.16

Annual Growth  
Rate %

6.55

Source: Ministry of Communications and Information Technology



## Internet

Unit

March  
2022

February  
2023

March  
2023

Monthly  
Change  
Rate %

Annual  
Change  
Rate %

Mobile Internet Users

Million  
Subscription

64.58

69.47

69.86

0.56

8.17

USB Modem Subscription

Million  
Subscription

2.19

2.54

2.52

-0.74

14.89

Source: Ministry of Communications and Information Technology

Unit

2021/2022

Internet Penetration

%

72.2

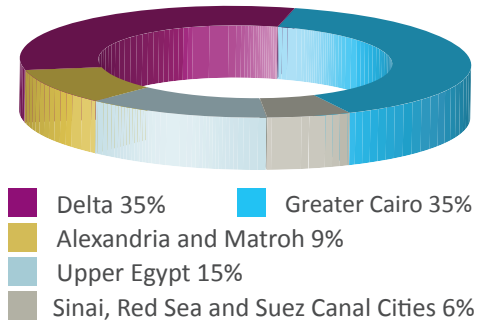
According to results of "ICT access and use by households and individuals survey for 2021/2022".



## ADSL and Mobile Internet Users

Unit	ADSL Subscription	Proportion of Mobile Internet Users of Total Mobile Subscription
	Million Subscription	%
March 2022	10.34	68.60
February 2023	11.24	69.11
March 2023	11.32	67.98
Monthly Change Rate %	<b>0.76</b>	<b>-1.14</b>
Annual Change Rate %	<b>9.54</b>	<b>-0.62</b>

ADSL Subscriptions Regional Distribution



Source: Ministry of Communications and Information Technology – Telecom Egypt




## Fixed Telephone

Unit	March 2022	February 2023	March 2023	Monthly Change Rate %	Annual Change Rate %
Local Exchange Capacity	22.94	21.24	21.24 *	0.00	-7.42
Fixed Lines Subscription	11.17	12.36	11.68	-5.50	4.50
Fixed Lines Penetration	10.73	11.7	11.02	-5.81	0.29
Number of Local Exchanges	1532	1556	1556 *	0.00	1.57
Number of Local Exchanges in Rural Areas	1072	1072	1072 *	0.00	0.00

Fixed Lines by Type of Subscription

- Government Subscription 2%
- Commercial Subscription 8%
- Residential Subscription 90%



Source: Ministry of Communications and Information Technology – Telecom Egypt

\* February 2022

## Number of Newly Established ICT Companies and Issued Capital

Activity	Unit	March 2022	February 2023	March 2023	
		Issued Capital of Newly Established ICT Companies during each Month	Million EGP		
Communications		0.22	259.47	259.47	
Information Technology		176.19	171.92	171.92	
IT Enabled Services		10.03	7.53	7.53	
<b>Total</b>		<b>186.44</b>	<b>438.93</b>	<b>438.93</b>	
Number of Newly Established ICT Companies during each Month	Companies	Communications	4	7	7
		Information Technology	145	153	153
IT Enabled Services		65	52	52	
<b>Total</b>		<b>214</b>	<b>212</b>	<b>212</b>	

Source: Ministry of Investment – General Authority for Free Zones and Investment

# Egypt's Stock Exchange Telecommunications Index

Unit	Point
March 2022	1518
February 2023	1822
March 2023	1687
Monthly Change Rate %	-135
Annual Change Rate %	169

The IT, Media and Communication Services Index includes seven companies: Raya Contact Center, Fawry for Banking Technology and Electronic Payment, Egyptian Media Production City, Telecom Egypt, Egyptian Satellite Company (Nilesat), Orascom Investment Holding (OIH), and eFinance.

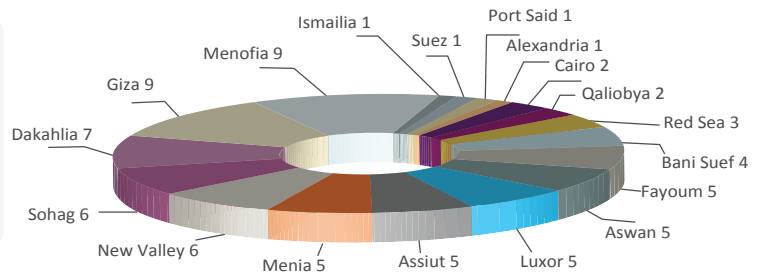


## IT Clubs

In line with the Ministry of Communications and Information Technology (MCIT) strategy for promoting the role of IT in an effective and sustainable manner for community development, MCIT launched the "IT Clubs in Community Development" project. The total number of IT Clubs in Egypt reached 77.

**Source:** Ministry of Communications and Information Technology  
Egypt ICT Trust Fund  
IT Clubs Department

## Regional Distribution of IT Clubs



## Postal Services



Number of Post Offices

Unit	Office
March 2022	4230
February 2023	4375
March 2023	4385
Monthly Change Rate %	0.23
Annual Change Rate %	3.66

### Average Number of People Served by each Post Office

Unit	Thousand Inhabitants
March 2022	24.62
February 2023	24.19
March 2023	24.17
Monthly Change Rate %	-0.08
Annual Change Rate %	-1.81

### Number of Pensions Distributed through Post Offices

Unit	Million
March 2022	6.01
February 2023	4.81
March 2023	4.83
Monthly Change Rate %	0.42
Annual Change Rate %	-19.63

### Number of Instant Postal Financial Transfers

Unit	Thousand Transfers
March 2022	1313
February 2023	808
March 2023	1040
Monthly Change Rate %	28.63
Annual Change Rate %	-20.79

**Source:** Ministry of Communications and Information Technology – Egypt Post