



Ministry of Communications  
and Information Technology

# ICT Indicators in Brief

July 2021 | Monthly Issue





## Mobile Phones



Mobile  
Subscription



Mobile  
Penetration

Million  
Subscription

%

96.58

June  
2020

95.73

99.90

May  
2021

97.37

98.60

June  
2021

95.96

-1.30

Monthly Growth  
Rate %

-1.41

2.08

Annual Growth  
Rate %

0.23

Source: Ministry of Communications and Information Technology



## Internet

Unit

June  
2020

May  
2021

June  
2021

Monthly  
Change  
Rate %

Annual  
Change  
Rate %

Mobile Internet Users

Million  
Subscription

41.79

58.78

59.66

1.48

42.77

USB Modem Subscription

Million  
Subscription

2.24

3.15

3.19

1.09

42.12

Source: Ministry of Communications and Information Technology – Telecom Egypt

Unit

2019/2020

Internet Penetration

%

57.3

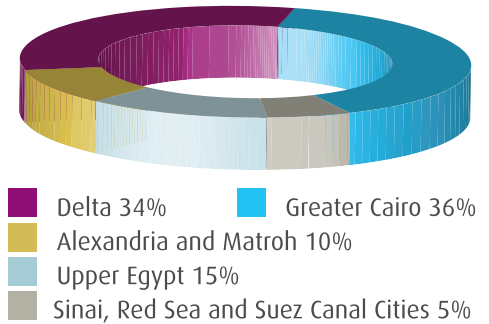
According to the results of "ICT Access and Use by Households and Individuals Survey for 2019/2020"



## ADSL and Mobile Internet Users

	ADSL Subscription	Proportion of Mobile Internet Users of Total Mobile Subscription
Unit	Million Subscription	%
June 2020	7.99	43.26
May 2021	9.38	58.84
June 2021	9.50	60.51
Monthly Change Rate %	<b>1.25</b>	<b>1.66</b>
Annual Change Rate %	<b>18.89</b>	<b>17.24</b>

ADSL Subscriptions Regional Distribution



Source: Ministry of Communications and Information Technology – Telecom Egypt




## Fixed Telephone

	Unit	June 2020	May 2021	June 2021	Monthly Change Rate %	Annual Change Rate %
Local Exchange Capacity	Million Lines	25.02	25.05	25.11	0.22	0.35
Fixed Lines Subscription	Million Subscription	9.89	10.86	10.30	-5.20	4.08
Fixed Lines Penetration	%	7.732	7.81	7.79	-0.26	0.06
Number of Local Exchanges	Exchange	1511	1511	1511	0.00	0.00
Number of Local Exchanges in Rural Areas	Exchange	1052	1052	1052	0.00	0.00

### Fixed Lines by Type of Subscription

- Government Subscription 2%
- Commercial Subscription 10%
- Residential Subscription 88%



Source: Ministry of Communications and Information Technology – Telecom Egypt

## Number of Newly Established ICT Companies and Issued Capital \*

	Unit	Activity	August 2019	July 2020	August 2020
Issued Capital of Newly Established ICT Companies during each Month	Million EGP	Communications	0.10	1.02	300.05
		Information Technology	66.48	87.58	40.90
		IT Enabled Services	19.95	26.86	28.22
<b>Total</b>			<b>86.53</b>	<b>115.46</b>	<b>369.16</b>
Number of Newly Established ICT Companies during each Month	Companies	Communications	2	3	2
		Information Technology	64	107	130
		IT Enabled Services	35	34	25
<b>Total</b>			<b>101</b>	<b>144</b>	<b>157</b>

\* Most of the newly established ICT Companies are small and micro enterprises

Source: Ministry of Investment – General Authority for Free Zones and Investment

## Egypt's Stock Exchange Telecommunications Index <sup>✱</sup>

Unit	Point
June 2020	1032
May 2021	1614
June 2021	1596
Monthly Change Rate %	<b>-18</b>
Annual Change Rate %	<b>564</b>

The IT, Media and Communication Services Index includes five companies: Raya Contact Center, Fawry for Banking Technology and Electronic Payment, Egyptian Satellites (NileSat), Egyptian Media Production City and Telecom Egypt.

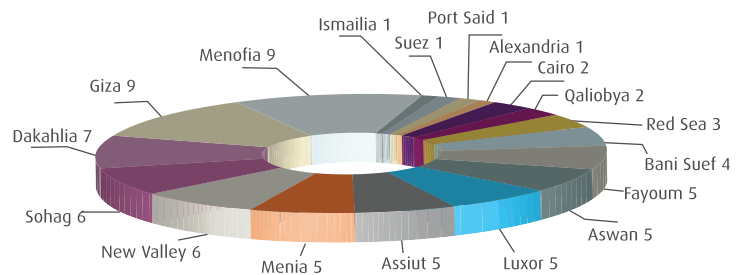


### IT Clubs

In line with the strategy of the Ministry of Communications and Information Technology (MCIT) for promoting the role of IT in an effective and sustainable manner for community development, MCIT launched the IT Clubs in Community Development project. The total number of IT Clubs in Egypt reached 77.

**Source:** Ministry of Communications and Information Technology  
Egypt ICT Trust Fund  
IT Clubs Department

### Regional Distribution of Telecenters



## Postal Services



Unit	Office
May 2020	3986
April 2021	4057
May 2021	4070
Monthly Change Rate %	<b>0.32</b>
Annual Change Rate %	<b>2.11</b>

### Average Number of People Served by each Post Office

Unit	Thousand Inhabitants
May 2020	25.27
April 2021	25.25
May 2021	25.21
Monthly Change Rate %	<b>-0.17</b>
Annual Change Rate %	<b>-0.26</b>

### Number of Pensions Distributed through Post Offices

Unit	Million
May 2020	4.9
April 2021	3.42
May 2021	3.36
Monthly Change Rate %	<b>-1.75</b>
Annual Change Rate %	<b>-31.43</b>

### Number of Instant Postal Financial Transfers

Unit	Thousand Transfers
May 2020	1267
April 2021	1446
May 2021	1123
Monthly Change Rate %	<b>-22.34</b>
Annual Change Rate %	<b>-11.37</b>

**Source:** Ministry of Communications and Information Technology – Egypt Post