



Ministry of Communications
and Information Technology

ICT Indicators in Brief

July 2023 | Monthly Issue



www.mcit.gov.eg

www.egyptictindicators.gov.eg



Mobile Phones



Mobile
Subscription



Mobile
Penetration

Million
Subscription

%

98.34

June
2022

94.01

103.09

May
2023

96.97

103.64

June
2023

97.35

0.54

Monthly Growth
Rate %

0.38

5.39

Annual Growth
Rate %

3.34

Source: Ministry of Communications and Information Technology – National Telecom Regulatory Authority



Internet

Unit

June
2022

May
2023

June
2023

Monthly
Change
Rate %

Annual
Change
Rate %

Mobile Internet Users

Million
Subscription

68.53

71.89

73.09

1.67

6.65

USB Modem Subscription

Million
Subscription

2.09

2.36

2.40

1.48

14.45

Source: Ministry of Communications and Information Technology – National Telecom Regulatory Authority

Unit

2021/2022

Internet Penetration

%

72.2

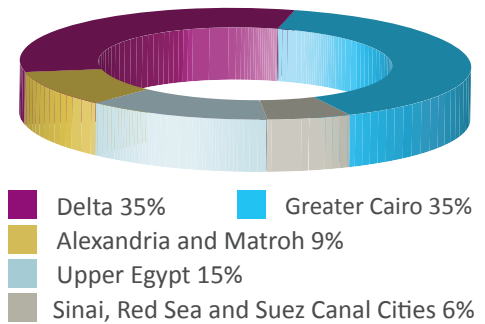
According to results of "ICT access and use by households and individuals survey for 2021/2022".



ADSL and Mobile Internet Users

| Unit | ADSL Subscription | Proportion of Mobile Internet Users of Total Mobile Subscription |
|-----------------------|----------------------|--|
| | Million Subscription | % |
| June 2022 | 10.52 | 69.69 |
| May 2023 | 11.46 | 69.73 |
| June 2023 | 11.56 | 70.52 |
| Monthly Change Rate % | 0.85 | 0.79 |
| Annual Change Rate % | 9.90 | 0.83 |

ADSL Subscriptions Regional Distribution



Source: Ministry of Communications and Information Technology – Telecom Egypt – National Telecom Regulatory Authority

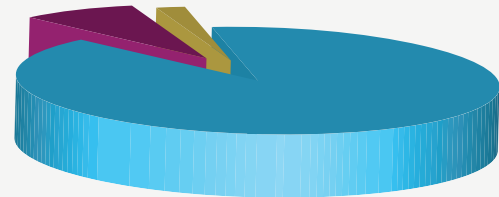


Fixed Telephone

| Unit | June 2022 | May 2023 | June 2023 | Monthly Change Rate % | Annual Change Rate % |
|--|-----------|----------|-----------|-----------------------|----------------------|
| Local Exchange Capacity | 21.89 | 21.24 | 21.24 * | 0.00 | -2.98 |
| Fixed Lines Subscription | 11.28 | 12.53 | 11.82 | -5.68 | 4.77 |
| Fixed Lines Penetration | 10.78 | 11.78 | 11.1 | -5.77 | 0.32 |
| Number of Local Exchanges | 1532 | 1556 | 1556 * | 0.00 | 1.57 |
| Number of Local Exchanges in Rural Areas | 1072 | 1072 | 1072 * | 0.00 | 0.00 |

Fixed Lines by Type of Subscription

- Government Subscription 2%
- Commercial Subscription 8%
- Residential Subscription 90%



Source: Ministry of Communications and Information Technology – Telecom Egypt

* February 2022

Number of Newly Established ICT Companies and Issued Capital

| Activity | Unit | June 2022 | May 2023 | June 2023 | |
|---|-----------|---|---------------|---------------|-----|
| | | Issued Capital of Newly Established ICT Companies during each Month | Million EGP | | |
| Communications | | 2.61 | 5.03 | 2.72 | |
| Information Technology | | 100.73 | 124.85 | 501.83 | |
| IT Enabled Services | | 5.25 | 13.52 | 21.99 | |
| Total | | 108.59 | 143.40 | 526.53 | |
| Number of Newly Established ICT Companies during each Month | Companies | Communications | 7 | 2 | 6 |
| | | Information Technology | 163 | 182 | 142 |
| IT Enabled Services | | 56 | 37 | 35 | |
| Total | | 226 | 221 | 183 | |

Source: Ministry of Investment – General Authority for Free Zones and Investment

Egypt's Stock Exchange Telecommunications Index*

| Unit | Point |
|-----------------------|-------|
| June 2022 | 1147 |
| May 2023 | 1766 |
| June 2023 | 1782 |
| Monthly Change Rate % | 16 |
| Annual Change Rate % | 635 |

The IT, Media and Communication Services Index includes seven companies: Raya Contact Center, Fawry for Banking Technology and Electronic Payment, Egyptian Media Production City, Telecom Egypt, Egyptian Satellite Company (Nilesat), Orascom Investment Holding (OIH), and eFinance.

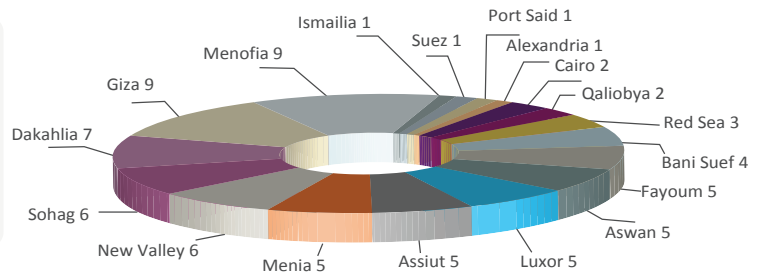


IT Clubs

In line with the Ministry of Communications and Information Technology (MCIT) strategy for promoting the role of IT in an effective and sustainable manner for community development, MCIT launched the "IT Clubs in Community Development" project. The total number of IT Clubs in Egypt reached 77.

Source: Ministry of Communications and Information Technology
Egypt ICT Trust Fund
IT Clubs Department

Regional Distribution of IT Clubs



Postal Services



| Unit | Office |
|-----------------------|--------|
| June 2022 | 4285 |
| May 2023 | 4401 |
| June 2023 | 4412 |
| Monthly Change Rate % | 0.25 |
| Annual Change Rate % | 2.96 |

Average Number of People Served by each Post Office

| Unit | Thousand Inhabitants |
|-----------------------|----------------------|
| June 2022 | 24.41 |
| May 2023 | 24.16 |
| June 2023 | 24.13 |
| Monthly Change Rate % | -0.10 |
| Annual Change Rate % | -1.15 |

Number of Pensions Distributed through Post Offices

| Unit | Million |
|-----------------------|---------|
| June 2022 | 5.31 |
| May 2023 | 4.87 |
| June 2023 | 4.88 |
| Monthly Change Rate % | 0.21 |
| Annual Change Rate % | -8.10 |

Number of Instant Postal Financial Transfers

| Unit | Thousand Transfers |
|-----------------------|--------------------|
| June 2022 | 948 |
| May 2023 | 852 |
| June 2023 | 855 |
| Monthly Change Rate % | 0.41 |
| Annual Change Rate % | -9.76 |

Source: Ministry of Communications and Information Technology – Egypt Post