



Ministry of Communications
and Information Technology

ICT Indicators in Brief

February 2021 | Monthly Issue



www.mcit.gov.eg

www.egyptictindicators.gov.eg



Mobile Phones



Mobile
Subscription



Mobile
Penetration

Million
Subscription

%

95.70

January
2020

95.59

95.36

December
2020

93.65

97.76

January
2021

95.87

2.52

Monthly Growth
Rate %

2.21

2.15

Annual Growth
Rate %

0.28

Source: Ministry of Communications and Information Technology



Internet

Unit

January
2020

December
2020

January
2021

Monthly
Change
Rate %

Annual
Change
Rate %

Mobile Internet Users

Million
Subscription

42.30

52.40

40.86

-22.03

-3.41

USB Modem Subscription

Million
Subscription

3.61

4.04

4.19

3.69

15.94

Source: Ministry of Communications and Information Technology

Unit

2019/2020

Internet Penetration*

%

57.3

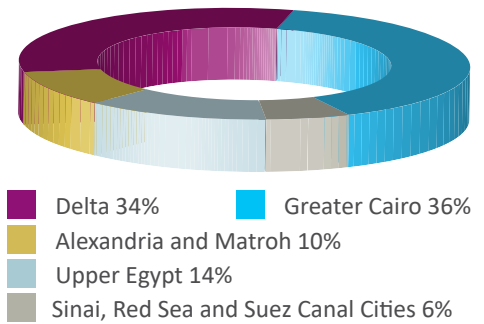
According to the results of "ICT access and use by households and individuals survey for 2019/2020".



ADSL and Mobile Internet Users

Unit	ADSL Subscription	Proportion of Mobile Internet Users of Total Mobile Subscription
	Million Subscription	%
January 2020	7.24	44.20
December 2020	8.81	54.95
January 2021	8.96	41.79
Monthly Change Rate %	1.68	-13.16
Annual Change Rate %	23.84	-2.40

ADSL Subscriptions Regional Distribution



Source: Ministry of Communications and Information Technology




Fixed Telephone

Unit	January 2020	December 2020	January 2021	Monthly Change Rate %	Annual Change Rate %
Local Exchange Capacity	24.89	24.82	24.85	0.13	-0.14
Fixed Lines Subscription	9.10	9.85	10.39	5.46	14.14
Fixed Lines Penetration	7.72	7.73	7.77	0.45	0.04
Number of Local Exchanges	1511	1511	1511	0.00	0.00
Number of Local Exchanges in Rural Areas	1052	1052	1052	0.00	0.00

Fixed Lines by Type of Subscription

- Government Subscription %2
- Commercial Subscription %9
- Residential Subscription %89



Source: Ministry of Communications and Information Technology – Telecom Egypt

Number of Newly Established ICT Companies and Issued Capital *

Unit	Activity	Aug 2019	Jul 2020	Aug 2020	
		Issued Capital of Newly Established ICT Companies during each Month	Million EGP	Communications	0.10
Total	Information Technology	66.48	87.58	40.90	
	IT Enabled Services	19.95	26.86	28.22	
	Total	86.53	115.46	369.16	
Number of Newly Established ICT Companies during each Month	Companies	Communications	2	3	2
	Information Technology	64	107	130	
	IT Enabled Services	35	34	25	
Total	Total	101	144	157	

* Most of the newly established ICT Companies are small and micro enterprises

Source: Ministry of Investment – General Authority for Free Zones and Investment

Egypt's Stock Exchange Telecommunications Index

Unit	Point
January 2020	833
December 2020	1432
January 2021	1609
Monthly Change Rate %	177
Annual Change Rate %	776

The IT, Media and Communication Services Index includes five companies: Raya Contact Center, Fawry for Banking Technology and Electronic Payment, Egyptian Satellites (NileSat), Egyptian Media Production City and Telecom Egypt.

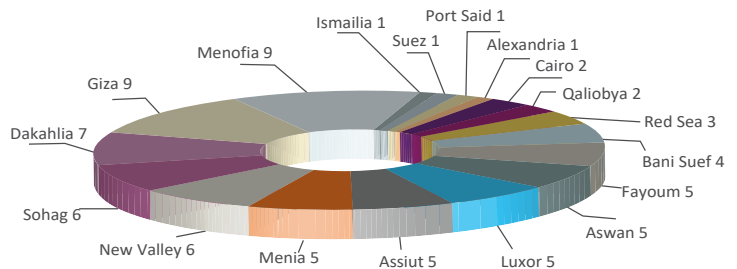


IT Clubs

In line with the strategy of the Ministry of Communications and Information Technology (MCIT) to promote effectively and sustainably the IT role in the community development, MCIT launched the "IT Clubs" project. The total number of IT Clubs in Egypt reached 77.

Source: Ministry of Communications and Information Technology
Egypt ICT Trust Fund
IT Clubs Department

Regional Distribution of Telecenters



Postal Services



Unit	Office
January 2020	3982
December 2020	4026
January 2021	4029
Monthly Change Rate %	0.07
Annual Change Rate %	1.18

Unit	Average Number of People Served by each Post Office	Number of Pensions Distributed through Post Offices	Number of Instant Postal Financial Transfers
	Thousand Inhabitants	Million	Thousand Transfers
January 2020	25.14	5.67	1759
December 2020	25.29	4.27	1597
January 2021	25.31	4.96	1333
Monthly Change Rate %	0.08	16.16	-16.53
Annual Change Rate %	0.67	-12.52	-24.22

Source: Ministry of Communications and Information Technology – Egypt Post