



Ministry of Communications  
and Information Technology

# ICT Indicators in Brief

June 2022 | Monthly Issue



[www.mcit.gov.eg](http://www.mcit.gov.eg)

[www.egyptictindicators.gov.eg](http://www.egyptictindicators.gov.eg)



## Mobile Phones



Mobile Subscription\*



Mobile Penetration\*

Million Subscription

%

99.90

May 2021

97.37

96.37

April 2022

92.40

96.68

May 2022

92.56

0.32

Monthly Growth Rate %

0.16

-3.22

Annual Growth Rate %

-4.81

\* The decrease in mobile subscriptions and penetration is attributed to following the ITU methodology of publishing the active lines subscriptions instead of registered lines.

Source: Ministry of Communications and Information Technology



## Internet

Unit

May 2021

April 2022

May 2022

Monthly Change Rate %

Annual Change Rate %

Mobile Internet Users

Million Subscription

58.78

64.57

67.49

4.52

14.81

USB Modem Subscription

Million Subscription

3.15

2.13

2.14

0.33

-32.08

Source: Ministry of Communications and Information Technology

Unit

2019/2020

Internet Penetration

%

57.3

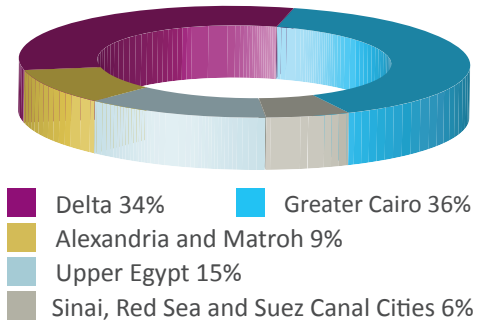
According the results of "ICT Access and Use by Households and Individuals Survey for 2019/2020"



## ADSL and Mobile Internet Users

Unit	ADSL Subscription	Proportion of Mobile Internet Users of Total Mobile Subscription
	Million Subscription	%
May 2021	9.38	58.84
April 2022	10.38	67.00
May 2022	10.43	69.80
Monthly Change Rate %	<b>0.50</b>	<b>2.80</b>
Annual Change Rate %	<b>11.12</b>	<b>10.96</b>

ADSL Subscriptions Regional Distribution



Source: Ministry of Communications and Information Technology – Telecom Egypt




## Fixed Telephone

Unit	May 2021	April 2022	May 2022	Monthly Change Rate %	Annual Change Rate %
Local Exchange Capacity	25.05	22.53	22.11	-1.85	-11.73
Fixed Lines Subscription	10.86	11.54	11.75	1.76	8.15
Fixed Lines Penetration	7.81	11.07	11.25	1.63	3.44
Number of Local Exchanges	1511	1532	1532	0.00	1.39
Number of Local Exchanges in Rural Areas	1052	1072	1072	0.00	1.90

Fixed Lines by Type of Subscription

- Government Subscription 2%
- Commercial Subscription 8%
- Residential Subscription 90%



Source: Ministry of Communications and Information Technology – Telecom Egypt

## Number of Newly Established ICT Companies and Issued Capital

Activity	Unit	May 2021	April 2022	May 2022	
		Issued Capital of Newly Established ICT Companies during each Month	Million EGP		
Communications		0.00	3.05	0.43	
Information Technology		17.42	27.96	69.46	
IT Enabled Services		4.23	137.26	27.22	
<b>Total</b>		<b>21.65</b>	<b>168.27</b>	<b>97.10</b>	
Number of Newly Established ICT Companies during each Month	Companies	Communications	0	4	5
		Information Technology	69	91	131
		IT Enabled Services	31	52	38
<b>Total</b>		<b>100</b>	<b>147</b>	<b>174</b>	

Source: General Authority for Free Zones and Investment

# Egypt's Stock Exchange Telecommunications Index

Unit	Point
May 2021	1614
April 2022	1403
May 2022	1315
Monthly Change Rate %	-88
Annual Change Rate %	-299

The IT, Media and Communication Services Index includes seven companies: Raya Contact Center, Fawry for Banking Technology and Electronic Payment, Egyptian Media Production City, Telecom Egypt, Egyptian Satellite Company (Nilesat), Orascom Investment Holding (OIH), and eFinance.

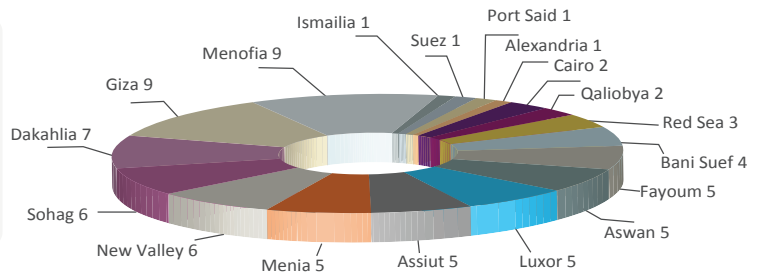


## IT Clubs

In line with the Ministry of Communications and Information Technology (MCIT) strategy for promoting the role of IT in an effective and sustainable manner for community development, MCIT has launched the IT Clubs in Community Development project. The total number of IT Clubs in Egypt reached 77.

**Source:** Ministry of Communications and Information Technology  
Egypt ICT Trust Fund  
IT Clubs Department

## Regional Distribution of Telecenters



## Postal Services



Unit	Office
May 2021	4053
April 2022	4251
May 2022	4275
Monthly Change Rate %	0.56
Annual Change Rate %	5.48

### Average Number of People Served by each Post Office

Unit	Thousand Inhabitants
May 2021	25.31
April 2022	24.53
May 2022	24.43
Monthly Change Rate %	-0.41
Annual Change Rate %	-3.48

### Number of Pensions Distributed through Post Offices

Unit	Million
May 2021	7.29
April 2022	5.94
May 2022	5.54
Monthly Change Rate %	-6.73
Annual Change Rate %	-24.01

### Number of Instant Postal Financial Transfers

Unit	Thousand Transfers
May 2021	1123
April 2022	1095
May 2022	751
Monthly Change Rate %	-31.38
Annual Change Rate %	-33.11

**Source:** Ministry of Communications and Information Technology – Egypt Post