



Ministry of Communications
and Information Technology

ICT Indicators in Brief

Feb 2023 | Monthly Issue



www.mcit.gov.eg

www.egyptictindicators.gov.eg



Mobile Phones



Mobile
Subscription



Mobile
Penetration

Million
Subscription

%

93.37

January
2022

89.93

99.38

December
2022

94.16

100.52

January
2023*

95.10

1.15

Monthly Growth
Rate %

0.94

7.65

Annual Growth
Rate %

5.18

Source: Ministry of Communications and Information Technology

*Preliminary Data



Internet

Unit

January
2022

December
2022

January
2023*

Monthly
Change
Rate %

Annual
Change
Rate %

Mobile Internet Users

Million
Subscription

63.94

69.08

69.52

0.64

8.72

USB Modem Subscription

Million
Subscription

2.25

2.42

2.53

4.50

12.26

Source: Ministry of Communications and Information Technology

*Preliminary Data

Unit

2021/2022

Internet Penetration

%

72.2

According to results of "ICT access and use by households and individuals survey for 2021/2022".



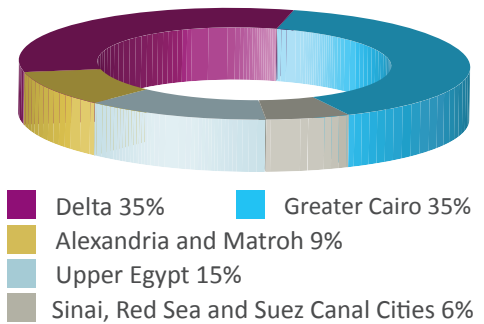
ADSL and Mobile Internet Users

Unit	ADSL Subscription	Proportion of Mobile Internet Users of Total Mobile Subscription
	Million Subscription	%
January 2022	10.18	68.48
December 2022	11.04	69.51
January 2023	11.13	69.16 *
Monthly Change Rate %	0.84	-0.35
Annual Change Rate %	9.30	0.68

Source: Ministry of Communications and Information Technology – Telecom Egypt

*Preliminary Data


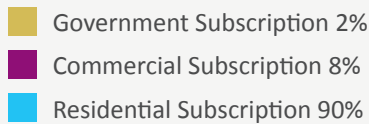
ADSL Subscriptions Regional Distribution



Fixed Telephone

Unit	January 2022	December 2022	January 2023	Monthly Change Rate %	Annual Change Rate %
Local Exchange Capacity	23.88	21.81	21.65	-0.72	-9.33
Fixed Lines Subscription	11.31	11.59	11.68	0.77	3.19
Fixed Lines Penetration	10.9	10.98	11.05	0.64	0.15
Number of Local Exchanges	1532	1556	1556	0.00	1.57
Number of Local Exchanges in Rural Areas	1072	1072	1072	0.00	0.00

Fixed Lines by Type of Subscription



Source: Ministry of Communications and Information Technology – Telecom Egypt

Number of Newly Established ICT Companies and Issued Capital*

Activity	Unit	January 2022	December 2022	January 2023	
		Issued Capital of Newly Established ICT Companies during each Month	Million EGP		
Communications		2.22	0.82	0.15	
Information Technology		41.41	686.10	69.65	
IT Enabled Services		12.42	12.84	48.64	
Total		56.04	699.76	118.44	
Number of Newly Established ICT Companies during each Month	Companies	Communications	11	8	7
		Information Technology	132	148	124
		IT Enabled Services	38	60	53
Total		181	216	184	

Source: Ministry of Investment – General Authority for Free Zones and Investment

Egypt's Stock Exchange Telecommunications Index*

Unit	Point
January 2022	1498
December 2022	1730
January 2023	1882
Monthly Change Rate %	152
Annual Change Rate %	384

* The IT, Media and Communication Services Index includes seven companies: Raya Contact Center, Fawry for Banking Technology and Electronic Payment, Egyptian Media Production City, Telecom Egypt, Egyptian Satellite Company (Nilesat), Orascom Investment Holding (OIH), and eFinance.

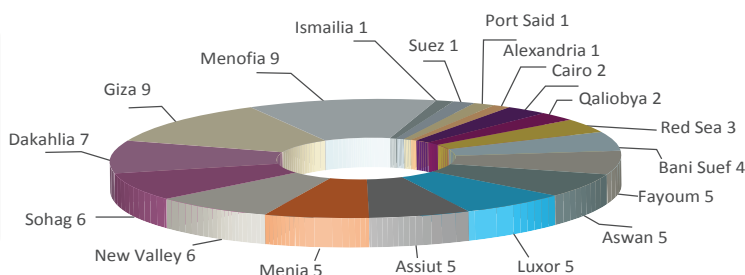


IT Clubs

In line with the Ministry of Communications and Information Technology (MCIT) strategy for promoting the role of IT in an effective and sustainable manner for community development, MCIT has activated the IT Clubs in Community Development project. The total number of IT Clubs in Egypt has reached 77.

Source: Ministry of Communications and Information Technology
Egypt ICT Trust Fund
IT Clubs Department

Regional Distribution of IT Clubs



Postal Services



Unit	Office
January 2022	4206
December 2022	4345
January 2023	4363
Monthly Change Rate %	0.41
Annual Change Rate %	3.73

Average Number of People Served by each Post Office

Unit	Thousand Inhabitants
January 2022	24.69
December 2022	24.29
January 2023	24.22
Monthly Change Rate %	-0.27
Annual Change Rate %	-1.87

Number of Pensions Distributed through Post Offices

Unit	Million
January 2022	6.32
December 2022	4.84
January 2023	4.78
Monthly Change Rate %	-1.24
Annual Change Rate %	-24.37

Number of Instant Postal Financial Transfers

Unit	Thousand Transfers
January 2022	1088
December 2022	939
January 2023	907
Monthly Change Rate %	-3.42
Annual Change Rate %	-16.65

Source: Ministry of Communications and Information Technology – Egypt Post