



Ministry of Communications  
and Information Technology

# ICT Indicators in Brief

October 2023 | Monthly Issue



[www.mcit.gov.eg](http://www.mcit.gov.eg)

[www.egyptictindicators.gov.eg](http://www.egyptictindicators.gov.eg)



## Mobile Phones



Mobile Subscription



Mobile Penetration

Million Subscription

%

99.07

September 2022

94.29

105.01

August 2023

98.34

105.07

September 2023

98.26

0.06

Monthly Growth Rate %

-0.08

6.06

Annual Growth Rate %

3.97

Source: Ministry of Communications and Information Technology, NTRA



## Active Mobile Broadband Subscriptions

Unit

September 2022

August 2023

September 2023

Monthly Change Rate %

Annual Change Rate %

Active mobile broadband subscriptions via mobile phone

Million Subscription

69.72

74.57

75.51

1.26

8.31

Active mobile broadband subscriptions via USB modem

Million Subscription

2.02

1.58

2.42

53.07

19.83

Source: Ministry of Communications and Information Technology, NTRA

Unit

2021/2022

Internet Penetration

%

72.2

According to results of "ICT access and use by households and individuals survey for 2021/2022".

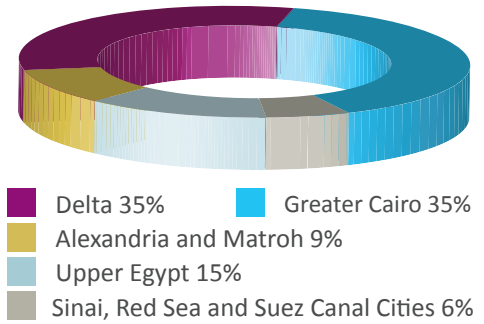


## Percentage of Mobile Internet Users

Proportion of Mobile Internet Users of Total Mobile Subscription

Unit	%
September 2022	70.37
August 2023	71.02
September 2023	71.87
Monthly Change Rate %	<b>0.85</b>
Annual Change Rate %	<b>1.50</b>

ADSL Regional Distribution



Source: Ministry of Communications and Information Technology, Telecom Egypt, NTRA




## Fixed Telephone

	Unit	September 2022	August 2023	September 2023	Monthly Change Rate %	Annual Change Rate %
Local Exchange Capacity	Million Lines	20.56	20.46	20.57	0.54	0.04
Fixed Lines Subscription	Million Subscription	11.41	12.58	12.40	-1.48	8.62
Fixed Lines Penetration	%	10.86	11.78	11.6	-1.53	0.74
Number of Local Exchanges	Exchange	1532	1669	1651	-1.08	7.77
Number of Local Exchanges in Rural Areas	Exchange	1072	1072*	1072*	0.00	0.00

Fixed Lines by Type of Subscription

- Government Subscription 2%
- Commercial Subscription 8%
- Residential Subscription 90%



Source: Ministry of Communications and Information Technology – Telecom Egypt

\* February 2022

## Number of Newly Established ICT Companies and Issued Capital

	Unit	Activity	September 2022	August 2023	September 2023
Issued Capital of Newly Established ICT Companies during each Month	Million EGP	Communications	0.07	0.22	0.75
		Information Technology	81.03	82.59	48.69
		IT Enabled Services	23.51	10.64	3.83
<b>Total</b>			<b>104.61</b>	<b>93.45</b>	<b>53.27</b>
Number of Newly Established ICT Companies during each Month	Companies	Communications	3	4	3
		Information Technology	168	196	144
		IT Enabled Services	54	47	15
<b>Total</b>			<b>225</b>	<b>247</b>	<b>162</b>

Source: Ministry of Investment, General Authority for Free Zones and Investment

# Egypt's Stock Exchange Telecommunications Index\*

Unit	Point
September 2022	1230
August 2023	1807
September 2023	1873
Monthly Change Rate %	66
Annual Change Rate %	643

The IT, Media and Communication Services Index includes seven companies: Raya Contact Center, Fawry for Banking Technology and Electronic Payment, Egyptian Media Production City, Telecom Egypt, Egyptian Satellite Company (Nilesat), Orascom Investment Holding (OIH), and eFinance.

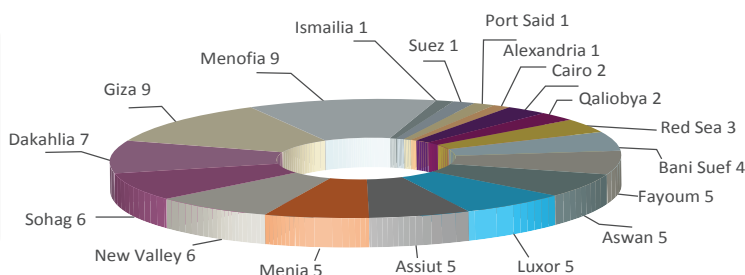


## IT Clubs

In line with the Ministry of Communications and Information Technology (MCIT) strategy in promoting the role of IT in an effective and sustainable manner for community development, MCIT launched the IT Clubs in Community Development project. The total number of IT Clubs in Egypt reached 77.

**Source:** Ministry of Communications and Information Technology  
Egypt ICT Trust Fund  
IT Clubs Department

## Regional Distribution of IT Clubs



## Postal Services



Number of Post Offices

Unit	Office
September 2022	4325
August 2023	4451
September 2023	4460
Monthly Change Rate %	0.20
Annual Change Rate %	3.12

### Average Number of People Served by each Post Office

Unit	Thousand Inhabitants
September 2022	24.29
August 2023	23.99
September 2023	23.98
Monthly Change Rate %	-0.06
Annual Change Rate %	-1.31

### Number of Pensions Distributed through Post Offices

Unit	Million
September 2022	5.09
August 2023	4.91
September 2023	4.92
Monthly Change Rate %	0.20
Annual Change Rate %	-3.34

### Number of Instant Postal Financial Transfers

Unit	Thousand Transfers
September 2022	883
August 2023	789
September 2023	696
Monthly Change Rate %	-11.74
Annual Change Rate %	-21.12

**Source:** Ministry of Communications and Information Technology, Egypt Post