



Arab Republic of Egypt  
Ministry of Communications  
and Information Technology

# ICT Indicators in Brief

June 2020 | Monthly Issue



[www.mcit.gov.eg](http://www.mcit.gov.eg)  
[www.egyptictindicators.gov.eg](http://www.egyptictindicators.gov.eg)



## Mobile Phones



Mobile Subscription\*



Mobile Penetration\*

Million Subscription

%

93.76

May 2019

94.83

96.53

April 2020

95.98

96.74

May 2020

96.04

0.21

Monthly Growth Rate %

0.06

3.18

Annual Growth Rate %

1.21

Source: Ministry of Communications and Information Technology – National Telecommunication Regulatory Authority



## Internet

Unit

May 2019

April 2020

May 2020

Monthly Change Rate %

Annual Change Rate %

Mobile Internet Users\*

Million Subscription

36.19

41.06

41.42

0.88

14.46

USB Modem Subscription\*

Million Subscription

2.91

2.37

2.30

-2.57

-20.80

International Internet Bandwidth\*\*

Gbps

1889.8

2565.78

2565.78

0.00

35.77

Source: Ministry of Communications and Information Technology – National Telecommunication Regulatory Authority – Telecom Egypt

Unit

2019/2020

Internet Users\*

Million Users

48.5

Internet Penetration\*

%

55.7

According to results of "ICT access and use by households and individuals survey for 2019/2020".

\*estimated

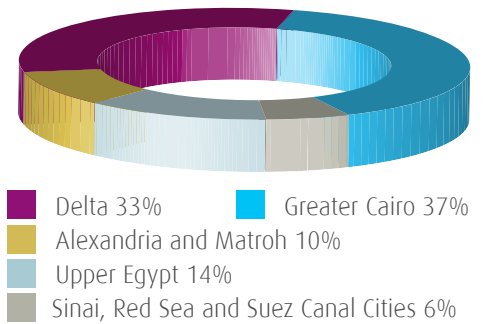
\*\* Jan 2020 Data



## ADSL and Mobile Internet Users

	ADSL Subscription	Proportion of Mobile Internet Users of Total Mobile Subscription
Unit	Million Subscription	%
May 2019	6.91	38.60
April 2020	7.77	42.54
May 2020	7.85	42.82
Monthly Change Rate %	<b>1.09</b>	<b>0.28</b>
Annual Change Rate %	<b>13.72</b>	<b>4.22</b>

ADSL Subscriptions Regional Distribution



Source: Ministry of Communications and Information Technology – National Telecommunication Regulatory Authority– Telecom Egypt




## Fixed Telephone

	Unit	May 2019	April 2020	May 2020	Monthly Change Rate %	Annual Change Rate %
Local Exchange Capacity	Million Lines	23.33	25.01	25.02	0.02	7.22
Fixed Lines Subscription	Million Subscription	8.56	9.53	9.86	3.44	15.09
Fixed Lines Penetration	%	7.61	7.72	7.73	0.13	0.12
Number of Local Exchanges	Exchange	1510	1511	1511	0.00	0.07
Number of Local Exchanges in Rural Areas	Exchange	1051	1052	1052	0.00	0.10

### Fixed Lines by Type of Subscription

- Government Subscription 2%
- Commercial Subscription 10%
- Residential Subscription 88%



Source: Ministry of Communications and Information Technology – Telecom Egypt

## Number of Newly Established ICT Companies and Issued Capital \*

	Unit	Activity	May 2019	April 2020	May 2020
Issued Capital of Newly Established ICT Companies during each Month	Million EGP	Communications	0.45	0.00	0.10
		Information Technology	113.43	2.05	16.73
		IT Enabled Services	1.71	0.05	7.67
		Other ICT Companies	0.50	0.00	0.00
<b>Total</b>			<b>116.09</b>	<b>2.10</b>	<b>24.50</b>
Number of Newly Established ICT Companies during each Month	Companies	Communications	2	0	1
		Information Technology	93	10	37
		IT Enabled Services	8	1	18
		Other ICT Companies	1	0	0
<b>Total</b>			<b>104</b>	<b>11</b>	<b>56</b>

\* Most of the newly established ICT Companies are small and micro enterprises

Source: Ministry of Investment – General Authority for Free Zones and Investment

## Egypt's Stock Exchange Telecommunications Index

Unit	Point
May 2019	947
April 2020	780
May 2020	814
Monthly Change Rate %	<b>34</b>
Annual Change Rate %	<b>-133</b>

The IT, Media and Communication Services Index includes five companies: Raya Contact Center, Fawry for Banking Technology and Electronic Payment, Egyptian Satellites (NileSat), Egyptian Media Production City and Telecom Egypt.

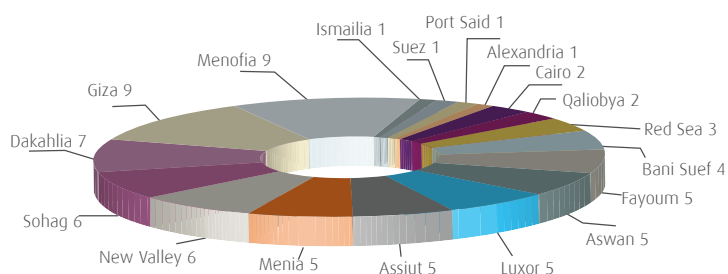


### IT Clubs

In line with the strategy of the Ministry of Communications and Information Technology (MCIT) to promote effectively and sustainably the IT role in the community development, MCIT launched the "IT Clubs" project. The total number of IT Clubs in Egypt reached 77.

**Source:** Ministry of Communications and Information Technology  
Egypt ICT Trust Fund  
IT Clubs Department

### Regional Distribution of Telecenters



## Postal Services



Unit	Office
May 2019	3980
April 2020	3986
May 2020	3986
Monthly Change Rate %	<b>0.00</b>
Annual Change Rate %	<b>0.15</b>

### Average Number of People Served by each Post Office

### Number of Pensions Distributed through Post Offices

### Number of Instant Postal Financial Transfers

Unit	Thousand Inhabitants	Million	Thousand Transfers
May 2019	24.84	5.46	1690
April 2020	25.23	5.25	1442
May 2020	25.27	4.9	1267
Monthly Change Rate %	<b>0.15</b>	<b>-6.67</b>	<b>-12.14</b>
Annual Change Rate %	<b>1.73</b>	<b>-10.26</b>	<b>-25.03</b>

**Source:** Ministry of Communications and Information Technology – Egypt Post