



Arab Republic of Egypt
Ministry of Communications
and Information Technology

ICT Indicators in Brief

April 2020 | Monthly Issue



www.mcit.gov.eg
www.egyptictindicators.gov.eg



Mobile Phones



Mobile
Subscription



Mobile
Penetration

Million
Subscription

%

93.42

March
2019

94.78

96.03

February
2020

95.77

96.42

March
2020

96.01

0.40

Monthly Growth
Rate %

0.24

3.20

Annual Growth
Rate %

1.22

Source: Ministry of Communications and Information Technology – National Telecommunication Regulatory Authority



Internet

Unit

January
2019

December
2019

January
2020

Monthly
Change
Rate %

Annual
Change
Rate %

Mobile Internet Users

Million
Subscription

34.13

39.00

42.30

8.45

23.93

USB Modem Subscription

Million
Subscription

3.15

3.60

3.61

0.41

14.91

International Internet Bandwidth

Gbps

1889.82

2665.78

2565.78

0.00

35.77

Source: Ministry of Communications and Information Technology – National Telecommunication Regulatory Authority – Telecom Egypt

Unit

2018/2019

Internet Users*

Million Users

40.9

Internet Penetration*

%

48

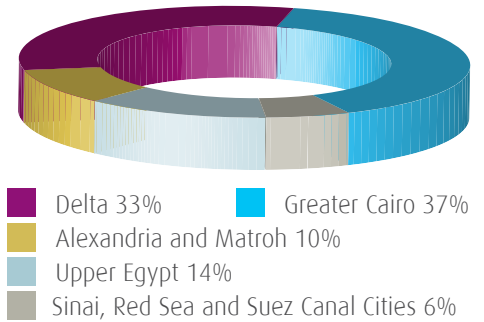
*According the results of "ICT Access and Use by Households and Individuals Survey for 2018/2019"



ADSL and Mobile Internet Users

Unit	ADSL Subscription Million Subscription	Proportion of Mobile Internet Users of Total Mobile Subscription %
March 2019	6.82	36.53
February 2020	7.35	40.61
March 2020	7.53	43.87
Monthly Change Rate %	2.54	3.26
Annual Change Rate %	10.45	7.34

ADSL Subscriptions Regional Distribution



Source: Ministry of Communications and Information Technology – National Telecommunication Regulatory Authority– Telecom Egypt




Fixed Telephone

Unit	March 2019	February 2020	March 2020	Monthly Change Rate %	Annual Change Rate %
Local Exchange Capacity Million Lines	22.89	24.91	25.02	0.44	9.29
Fixed Lines Subscription Million Subscription	8.09	9.27	9.52	2.74	17.68
Fixed Lines Penetration %	7.58	7.71	7.72	0.13	0.14
Number of Local Exchanges Exchange	1510	1511	1511	0.00	0.07
Number of Local Exchanges in Rural Areas Exchange	1051	1052	1052	0.00	0.10

Fixed Lines by Type of Subscription

- Government Subscription 3%
- Commercial Subscription 11%
- Residential Subscription 86%



Source: Ministry of Communications and Information Technology – Telecom Egypt

Number of Newly Established ICT Companies and Issued Capital *

Unit	Activity	March 2019	February 2020	March 2020
Issued Capital of Newly Established ICT Companies during each Month Million EGP	Communications	7.55	1.01	0.10
	Information Technology	179.55	25.58	69.11
	IT Enabled Services	0.54	24.12	30.66
	Other ICT Companies	0.15	0.51	0.00
Total		187.79	51.22	99.87
Number of Newly Established ICT Companies during each Month Companies	Communications	6	5	1
	Information Technology	133	74	52
	IT Enabled Services	12	40	31
	Other ICT Companies	2	5	0
Total		153	124	84

* Most of the newly established ICT Companies are small and micro enterprises

Source: Ministry of Investment – General Authority for Free Zones and Investment

Egypt's Stock Exchange Telecommunications Index ❄

Unit	Point
March 2019	1002
February 2020	830
March 2020	745
Monthly Change Rate %	-85
Annual Change Rate %	-257

This index includes three companies operating in the ICT sector and listed in Egypt's Stock Exchange. These companies are: Telecom Egypt, Global Telecom Holding and Orascom Investment Holding

* It is worth mentioning that there are differences between the above shown values and the previously published values because the Egypt's Stock Exchange started to publish the monthly value of the index based on the value on the last trading day of the month, while the monthly values published previously were calculated by the Ministry of Communications and Information Technology (MCIT) according to the average daily index values during the month.

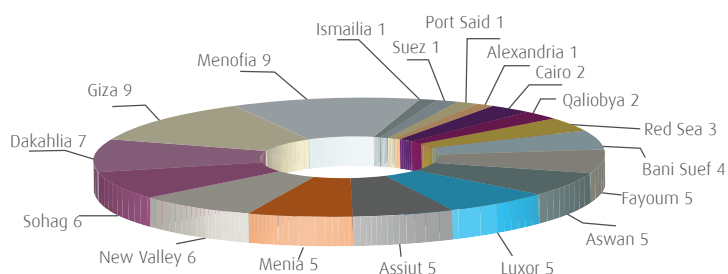


IT Clubs

In line with the strategy of the Ministry of Communications and Information Technology (MCIT) to promote effectively and sustainably the IT role in the community development, MCIT launched the "IT Clubs" project. The total number of IT Clubs in Egypt reached 77.

Source: Ministry of Communications and Information Technology
Egypt ICT Trust Fund
IT Clubs Department

Regional Distribution of Telecenters



Postal Services

Number of Post Offices



Unit	Office
March 2019	3977
February 2020	3984
March 2020	3986
Monthly Change Rate %	0.05
Annual Change Rate %	0.23

Average Number of People Served by each Post Office

Number of Pensions Distributed through Post Offices

Number of Instant Postal Financial Transfers

Unit	Thousand Inhabitants	Million	Thousand Transfers
March 2019	24.78	5.46	1817
February 2020	25.17	5.4	1601
March 2020	25.19	4.71	1736
Monthly Change Rate %	0.10	-12.78	8.43
Annual Change Rate %	1.66	-13.74	-4.46

Source: Ministry of Communications and Information Technology – Egypt Post