



Ministry of Communications
and Information Technology

ICT Indicators in Brief

November 2021 | Monthly Issue





Mobile Phones



Mobile Subscription



Mobile Penetration

Million Subscription

%

95.89

October 2020

94.47

101.02

September 2021

97.87

101.34

October 2021*

98.04

0.32

Monthly Growth Rate %

0.17

5.68

Annual Growth Rate %

3.57

* Preliminary data

Source: Ministry of Communications and Information Technology



Internet

Unit

October 2020

September 2021

October 2021*

Monthly Change Rate %

Annual Change Rate %

Mobile Internet Users

Million Subscription

51.53

62.08

61.79

-0.47

19.90

USB Modem Subscription

Million Subscription

3.35

3.26

2.86

-12.27

-14.73

* Preliminary data

Source: Ministry of Communications and Information Technology

Unit

2019/2020

Internet Penetration

%

57.3

According to the results of "ICT Access and Use by Households and Individuals Survey for 2019/2020"



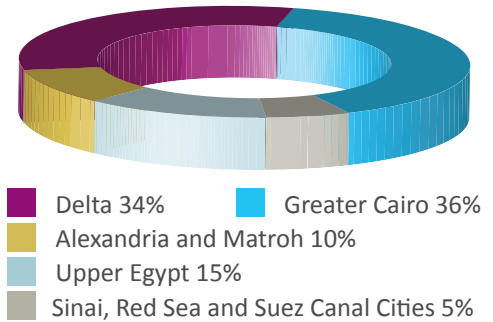
ADSL and Mobile Internet Users

	ADSL Subscription	Proportion of Mobile Internet Users of Total Mobile Subscription
Unit	Million Subscription	%
October 2020	8.60	53.74
September 2021	9.73	61.46
October 2021	9.83	60.97*
Monthly Change Rate %	1.05	-0.49
Annual Change Rate %	14.36	7.23

* Preliminary data

Source: Ministry of Communications and Information Technology – Telecom Egypt

ADSL Subscriptions Regional Distribution




Fixed Telephone

	Unit	October 2020	September 2021	October 2021	Monthly Change Rate %	Annual Change Rate %
Local Exchange Capacity	Million Lines	25.28	25.33	25.45	0.47	0.66
Fixed Lines Subscription	Million Subscription	9.92	10.58	11.08	4.71	11.63
Fixed Lines Penetration	%	7.737	10.25	10.72	4.59	2.98
Number of Local Exchanges	Exchange	1511	1511	1511	0.00	0.00
Number of Local Exchanges in Rural Areas	Exchange	1052	1052	1052	0.00	0.00

Fixed Lines by Type of Subscription

- Government Subscription 2%
- Commercial Subscription 9%
- Residential Subscription 89%



Source: Ministry of Communications and Information Technology – Telecom Egypt

Number of Newly Established ICT Companies and Issued Capital *

	Unit	Activity	October 2020	September 2021	October 2021
Issued Capital of Newly Established ICT Companies during each Month	Million EGP	Communications	0.11	2.54	0.13
		Information Technology	124.21	75.27	48.52
		IT Enabled Services	6.56	412.28	19.83
		Other ICT Companies	0.82	0.00	0.25
Total			131.70	490.09	68.73
Number of Newly Established ICT Companies during each Month	Companies	Communications	2	9	4
		Information Technology	147	102	127
		IT Enabled Services	27	83	71
		Other ICT Companies	12	0	1
Total			188	194	203

* Most of the newly established ICT Companies are small and micro enterprises

Source: Ministry of Investment – General Authority for Free Zones and Investment

Egypt's Stock Exchange Telecommunications Index *

Unit	Point
October 2020	1388
September 2021	1569
October 2021	1536
Monthly Change Rate %	-33
Annual Change Rate %	148

The IT , Media and Communication Services Index includes four companies: Raya Contact Center, Fawry for Banking Technology and Electronic Payment, Egyptian Media Production City, and Telecom Egypt.

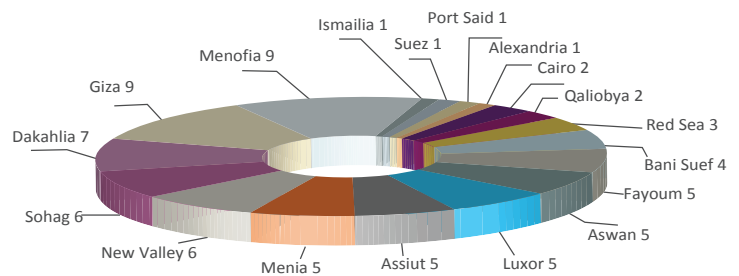


IT Clubs

In line with the strategy of the Ministry of Communications and Information Technology (MCIT) for promoting the role of IT in an effective and sustainable manner for community development, MCIT launched the IT Clubs in Community Development project. The total number of IT Clubs in Egypt reached 77.

Source: Ministry of Communications and Information Technology
Egypt ICT Trust Fund
IT Clubs Department

Regional Distribution of IT Clubs



Postal Services



Number of Post Offices

Unit	Office
September 2020	4009
August 2021	4078
September 2021	4088
Monthly Change Rate %	0.25
Annual Change Rate %	1.97

Average Number of People Served by each Post Office

Thousand Inhabitants

Unit	Thousand Inhabitants
September 2020	25.28
August 2021	25.27
September 2021	25.25
Monthly Change Rate %	-0.09
Annual Change Rate %	-0.13

Number of Pensions Distributed through Post Offices

Million

Unit	Million
September 2020	5.35
August 2021	7.1
September 2021	7.08
Monthly Change Rate %	-0.28
Annual Change Rate %	32.34

Number of Instant Postal Financial Transfers

Thousand Transfers

Unit	Thousand Transfers
September 2020	1529
August 2021	1275
September 2021	1240
Monthly Change Rate %	-2.75
Annual Change Rate %	-18.90

Source: Ministry of Communications and Information Technology – Egypt Post