



Ministry of Communications
and Information Technology

ICT Indicators in Brief

February 2022 | Monthly Issue



www.mcit.gov.eg

www.egyptictindicators.gov.eg



Mobile Phones



Mobile
Subscription



Mobile
Penetration

Million
Subscription

%

97.76

January
2021

95.87

103.45

December
2021

99.78

93.37

January
2022

89.93

-9.74

Monthly Growth
Rate %

-9.85

-4.49

Annual Growth
Rate %

-5.94

* The decrease in mobile subscriptions and penetration is due to the adoption of ITU methodology to publish the subscriptions in active lines instead of registered lines.

Source: Ministry of Communications and Information Technology



Internet

Unit

January
2021

December
2021

January
2022

Monthly
Change
Rate %

Annual
Change
Rate %

Mobile Internet Users

Million
Subscription

50.49

63.44

63.94

0.79

26.65

USB Modem Subscription

Million
Subscription

4.12

2.07

2.25

8.73

-45.29

Source: Ministry of Communications and Information Technology

Unit

2019/2020

Internet Penetration

%

57.3

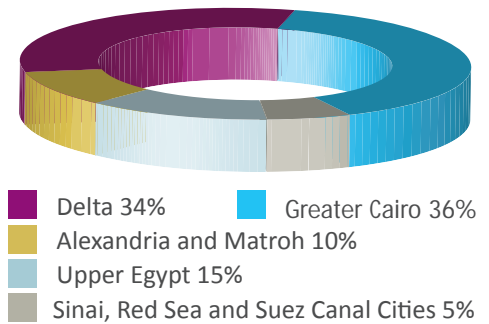
According the results of "ICT Access and Use by Households and Individuals Survey for 2019/2020"



ADSL and Mobile Internet Users

| Unit | ADSL Subscription | Proportion of Mobile Internet Users of Total Mobile Subscription |
|-----------------------|----------------------|--|
| | Million Subscription | % |
| January 2021 | 8.96 | 51.65 |
| December 2021 | 10.07 | 61.33 |
| January 2022 | 10.18 | 68.48 |
| Monthly Change Rate % | 1.10 | 7.15 |
| Annual Change Rate % | 13.62 | 16.83 |

ADSL Subscriptions Regional Distribution



Source: Ministry of Communications and Information Technology – Telecom Egypt




Fixed Telephone

| | Unit | January 2021 | December 2021 | January 2022 | Monthly Change Rate % | Annual Change Rate % |
|--|----------------------|--------------|---------------|--------------|-----------------------|----------------------|
| Local Exchange Capacity | Million Lines | 24.85 | 24.13 | 23.88 | -1.04 | -3.93 |
| Fixed Lines Subscription | Million Subscription | 10.39 | 11.01 | 11.31 | 2.73 | 8.93 |
| Fixed Lines Penetration | % | 7.77 | 10.6 | 10.9 | 2.83 | 3.14 |
| Number of Local Exchanges | Exchange | 1511 | 1532 | 1532 | 0.00 | 1.39 |
| Number of Local Exchanges in Rural Areas | Exchange | 1052 | 1072 | 1072 | 0.00 | 1.90 |

Fixed Lines by Type of Subscription

- Government Subscription 2%
- Commercial Subscription 9%
- Residential Subscription 89%



Source: Ministry of Communications and Information Technology – Telecom Egypt

Number of Newly Established ICT Companies and Issued Capital *

| | Unit | Activity | January 2021 | December 2021 | January 2022 |
|---|-----------|------------------------|---|---------------|----------------|
| | | | Issued Capital of Newly Established ICT Companies during each Month | Million EGP | Communications |
| | | Information Technology | 69.78 | 49.79 | 41.41 |
| | | IT Enabled Services | 41.81 | 13.58 | 12.42 |
| | | Other ICT Companies | 0.07 | 0.00 | 0.00 |
| | | Total | 112.89 | 63.48 | 56.04 |
| Number of Newly Established ICT Companies during each Month | Companies | Communications | 5 | 1 | 11 |
| | | Information Technology | 74 | 143 | 132 |
| | | IT Enabled Services | 62 | 67 | 38 |
| | | Other ICT Companies | 2 | 0 | 0 |
| Total | | 143 | 211 | 181 | |

* Most newly established ICT companies were small and micro enterprises.

Source: Ministry of Investment – General Authority for Free Zones and Investment

Egypt's Stock Exchange Telecommunications Index *

| Unit | Point |
|-----------------------|-------|
| January 2021 | 1609 |
| December 2021 | 1613 |
| January 2022 | 1498 |
| Monthly Change Rate % | -115 |
| Annual Change Rate % | -111 |

The IT, Media and Communication Services Index includes four companies: Raya Contact Center, Fawry for Banking Technology and Electronic Payment, Egyptian Media Production City and Telecom Egypt.

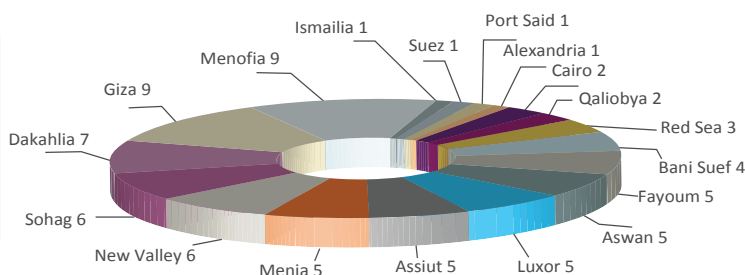


IT Clubs

In line with the Ministry of Communications and Information Technology (MCIT) strategy for promoting the role of IT in an effective and sustainable manner for community development, MCIT launched the IT Clubs in Community Development project. The total number of IT Clubs in Egypt reached 77.

Source: Ministry of Communications and Information Technology
Egypt ICT Trust Fund
IT Clubs Department

Regional Distribution of Telecenters



Postal Services



| Unit | Office |
|-----------------------|--------|
| January 2021 | 4029 |
| December 2021 | 4194 |
| January 2022 | 4206 |
| Monthly Change Rate % | 0.29 |
| Annual Change Rate % | 4.39 |

Average Number of People Served by each Post Office

| Unit | Thousand Inhabitants |
|-----------------------|----------------------|
| January 2021 | 25.31 |
| December 2021 | 24.72 |
| January 2022 | 24.69 |
| Monthly Change Rate % | -0.14 |
| Annual Change Rate % | -2.46 |

Number of Pensions Distributed through Post Offices

| Unit | Million |
|-----------------------|---------|
| January 2021 | 7.45 |
| December 2021 | 6.29 |
| January 2022 | 6.32 |
| Monthly Change Rate % | 0.48 |
| Annual Change Rate % | -15.17 |

Number of Instant Postal Financial Transfers

| Unit | Thousand Transfers |
|-----------------------|--------------------|
| January 2021 | 1333 |
| December 2021 | 1191 |
| January 2022 | 1088 |
| Monthly Change Rate % | -8.68 |
| Annual Change Rate % | -18.41 |

Source: Ministry of Communications and Information Technology – Egypt Post