



Ministry of Communications
and Information Technology

ICT Indicators in Brief

December 2021 | Monthly Issue



www.mcit.gov.eg

www.egyptictindicators.gov.eg



Mobile Phones



Mobile Subscription



Mobile Penetration

Million Subscription

%

94.91

November 2020

93.36

101.34

October 2021 *

98.04

102.74

November 2021 *

99.25

1.38

Monthly Growth Rate %

1.21

8.25

Annual Growth Rate %

5.89

* Preliminary Data

Source: Ministry of Communications and Information Technology



Internet

Unit

November 2020

October 2021 *

November 2021 *

Monthly Change Rate %

Annual Change Rate %

Mobile Internet Users

Million Subscription

51.11

61.79

63.21

2.31

23.67

USB Modem Subscription

Million Subscription

3.41

2.86

1.87

-34.56

-45.11

* Preliminary Data

Source: Ministry of Communications and Information Technology

Unit

2019/2020

Internet Penetration*

%

57.3

According to results of "ICT Access and use by households and individuals survey for 2019/2020".



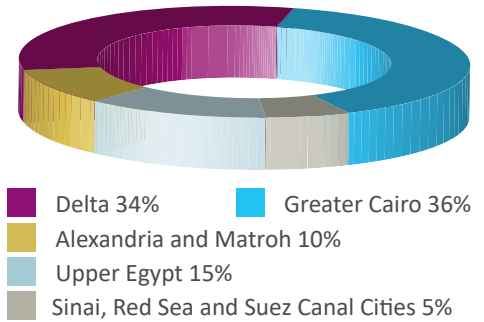
ADSL and Mobile Internet Users

	ADSL Subscription	Proportion of Mobile Internet Users of Total Mobile Subscription
Unit	Million Subscription	%
November 2020	8.69	53.85
October 2021	9.83	* 60.97
November 2021	9.99	* 61.53
Monthly Change Rate %	1.60	0.56
Annual Change Rate %	14.87	7.67

* Preliminary Data

Source: Ministry of Communications and Information Technology

ADSL Subscriptions Regional Distribution




Fixed Telephone

	Unit	November 2020	October 2021	November 2021	Monthly Change Rate %	Annual Change Rate %
Local Exchange Capacity	Million Lines	25.26	25.45	25.51	0.23	0.97
Fixed Lines Subscription	Million Subscription	10.22	11.08	11.30	2.02	10.56
Fixed Lines Penetration	%	7.785	10.72	10.92	1.87	3.14
Number of Local Exchanges	Exchange	1511	1511	1511	0.00	0.00
Number of Local Exchanges in Rural Areas	Exchange	1052	1052	1052	0.00	0.00

Fixed Lines by Type of Subscription

- Government Subscription %2
- Commercial Subscription %9
- Residential Subscription %89



Source: Ministry of Communications and Information Technology – Telecom Egypt

Number of Newly Established ICT Companies and Issued Capital *

	Unit	Activity	November 2020	October 2021	November 2021
Issued Capital of Newly Established ICT Companies during each Month	Million EGP	Communications	0.05	0.13	1.36
		Information Technology	33.40	48.52	65.16
		IT Enabled Services	4.65	19.83	86.43
		Other ICT Companies	0.50	0.25	1.01
Total			38.61	68.73	153.96
Number of Newly Established ICT Companies during each Month	Companies	Communications	1	4	5
		Information Technology	103	127	153
		IT Enabled Services	35	71	84
		Other ICT Companies	4	1	5
Total			143	203	247

* Most of the newly established ICT Companies are small and micro enterprises

Source: Ministry of Investment – General Authority for Free Zones and Investment

Egypt's Stock Exchange Telecommunications Index

Unit	Point
November 2020	1399
October 2021	1536
November 2021	1499
Monthly Change Rate %	-37
Annual Change Rate %	100

The IT, Media and Communication Services Index includes five companies: Raya Contact Center, Fawry for Banking Technology and Electronic Payment, Egyptian Media Production City and Telecom Egypt.

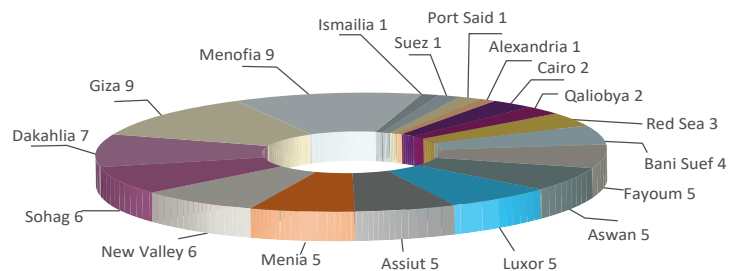


IT Clubs

In line with the strategy of the Ministry of Communications and Information Technology (MCIT) to promote effectively and sustainably the IT role in the community development, MCIT launched the "IT Clubs" project. The total number of IT Clubs in Egypt reached 77.

Source: Ministry of Communications and Information Technology
Egypt ICT Trust Fund
IT Clubs Department

Regional Distribution of Telecenters



Postal Services



Unit	Office
September 2020	4009
August 2021	4078
September 2021	4088
Monthly Change Rate %	0.25
Annual Change Rate %	1.97

Unit	Average Number of People Served by each Post Office	Number of Pensions Distributed through Post Offices	Number of Instant Postal Financial Transfers
	Thousand Inhabitants	Million	Thousand Transfers
September 2020	25.28	5.35	1529
August 2021	25.27	7.1	1275
September 2021	25.25	7.08	1240
Monthly Change Rate %	-0.09	-0.28	-2.75
Annual Change Rate %	-0.13	32.34	-18.90

Source: Ministry of Communications and Information Technology – Egypt Post