



Ministry of Communications
and Information Technology

ICT Indicators in Brief

December 2022 | Monthly Issue



www.mcit.gov.eg

www.egyptictindicators.gov.eg



Mobile Phones



Mobile
Subscription



Mobile
Penetration

Million
Subscription

%

102.39

November
2021

98.90

99.10

October
2022

94.18

99.10*

November
2022

94.04*

0.00

Monthly Growth
Rate %

-0.14

-3.21

Annual Growth
Rate %

-4.86

Source: Ministry of Communications and Information Technology

*Preliminary number



Internet

Unit

November
2021

October
2022

November
2022

Monthly
Change
Rate %

Annual
Change
Rate %

Mobile Internet Users

Million
Subscription

63.21

69.49

69.44*

-0.07

9.85

USB Modem Subscription

Million
Subscription

1.87

2.05

2.24*

9.01

19.70

Source: Ministry of Communications and Information Technology

*Preliminary number

Unit

2021/2022

Internet Penetration

%

72.2

According to results of "ICT access and use by households and individuals survey for 2021/2022".



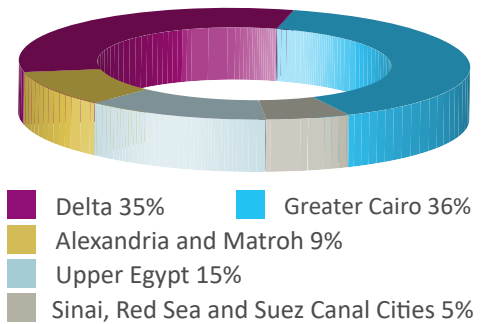
ADSL and Mobile Internet Users

	ADSL Subscription	Proportion of Mobile Internet Users of Total Mobile Subscription
Unit	Million Subscription	%
November 2021	9.99	61.74
October 2022	10.85	70.12
November 2022	10.94	* 70.07
Monthly Change Rate %	0.81	-0.05
Annual Change Rate %	9.50	8.33

Source: Ministry of Communications and Information Technology – Telecom Egypt

*Preliminary number

ADSL Subscriptions Regional Distribution




Fixed Telephone

	Unit	November 2021	October 2022	November 2022	Monthly Change Rate %	Annual Change Rate %
Local Exchange Capacity	Million Lines	25.51	20.34	20.22	-0.60	-20.72
Fixed Lines Subscription	Million Subscription	11.30	11.93	12.15	1.84	7.53
Fixed Lines Penetration	%	10.92	11.34	11.5	1.41	0.58
Number of Local Exchanges	Exchange	1511	1532	1532	0.00	1.39
Number of Local Exchanges in Rural Areas	Exchange	1052	1072	1072	0.00	1.90

Fixed Lines by Type of Subscription

- Government Subscription %2
- Commercial Subscription %8
- Residential Subscription %90



Source: Ministry of Communications and Information Technology – Telecom Egypt

Number of Newly Established ICT Companies and Issued Capital

	Unit	Activity	November 2021	October 2022	November 2022
Issued Capital of Newly Established ICT Companies during each Month	Million EGP	Communications	1.36	100.57	0.31
		Information Technology	66.17	65.58	143.04
		IT Enabled Services	86.43	24.55	5.54
Total			153.96	190.70	148.89
Number of Newly Established ICT Companies during each Month	Companies	Communications	5	5	2
		Information Technology	158	155	162
		IT Enabled Services	84	62	44
Total			247	222	208

Source: Ministry of Investment – General Authority for Free Zones and Investment

Egypt's Stock Exchange Telecommunications Index

Unit	Point
November 2021	1499
October 2022	1370
November 2022	1610
Monthly Change Rate %	240
Annual Change Rate %	111

* The IT, Media and Communication Services Index includes seven companies: Raya Contact Center, Fawry for Banking Technology and Electronic Payment, Egyptian Media Production City, Telecom Egypt, Egyptian Satellite Company (Nilesat), Orascom Investment Holding (OIH), and eFinance.

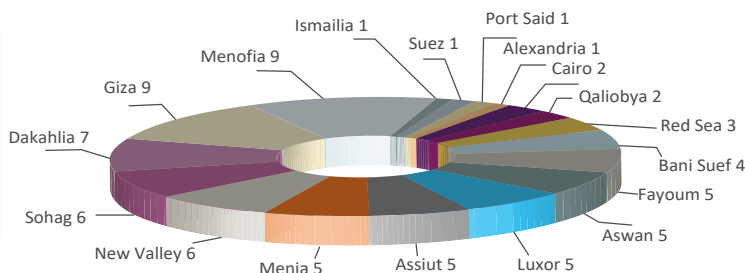


IT Clubs

In line with the Ministry of Communications and Information Technology (MCIT) strategy in promoting the role of IT in an effective and sustainable manner for community development, MCIT launched the "IT Clubs in Community Development" project. The total number of IT Clubs in Egypt reached 77.

Source: Ministry of Communications and Information Technology
Egypt ICT Trust Fund
IT Clubs Department

Regional Distribution of IT Clubs



Postal Services



Unit	Office
November 2021	4144
October 2022	4335
November 2022	4341
Monthly Change Rate %	0.14
Annual Change Rate %	4.75

Average Number of People Served by each Post Office

Unit	Thousand Inhabitants
November 2021	24.98
October 2022	24.27
November 2022	24.28
Monthly Change Rate %	0.01
Annual Change Rate %	-2.82

Number of Pensions Distributed through Post Offices

Unit	Million
November 2021	6.38
October 2022	5.03
November 2022	4.84
Monthly Change Rate %	-3.78
Annual Change Rate %	-24.14

Number of Instant Postal Financial Transfers

Unit	Thousand Transfers
November 2021	1243
October 2022	937
November 2022	907
Monthly Change Rate %	-3.20
Annual Change Rate %	-26.98

Source: Ministry of Communications and Information Technology – Egypt Post