



Ministry of Communications  
and Information Technology

# ICT Indicators in Brief

August 2022 | Monthly Issue



[www.mcit.gov.eg](http://www.mcit.gov.eg)

[www.egyptictindicators.gov.eg](http://www.egyptictindicators.gov.eg)



## Mobile Phones



Mobile Subscription\*



Mobile Penetration\*

Million Subscription

%

100.78

July 2021

97.94

98.34

June 2022

94.01

98.76

July 2022

94.28

0.43

Monthly Growth Rate %

0.26

-2.00

Annual Growth Rate %

-3.66

\*The decrease in mobile subscriptions and penetration is attributed to following the ITU methodology to publish the active lines subscriptions instead of registered lines.

Source: Ministry of Communications and Information Technology



## Internet

Unit

July 2021

June 2022

July 2022

Monthly Change Rate %

Annual Change Rate %

Mobile Internet Users

Million Subscription

60.10

68.53

69.47

1.36

15.59

USB Modem Subscription

Million Subscription

3.21

2.09

2.04

-2.45

-36.39

Source: Ministry of Communications and Information Technology

Unit

2021/2022

Internet Penetration

%

72.2

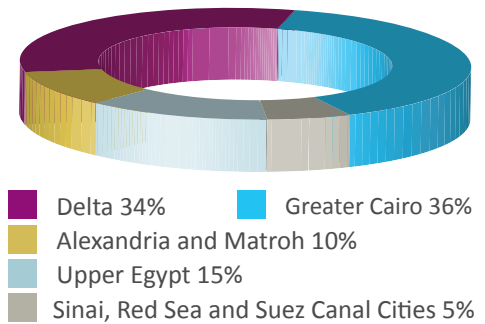
According to results of "ICT access and use by households and individuals survey for 2021/2022."



## ADSL and Mobile Internet Users

Unit	ADSL Subscription	Proportion of Mobile Internet Users of Total Mobile Subscription
	Million Subscription	%
July 2021	9.56	59.63
June 2022	10.52	69.69
July 2022	10.60	70.34
Monthly Change Rate %	<b>0.77</b>	<b>0.65</b>
Annual Change Rate %	<b>10.85</b>	<b>10.70</b>

ADSL Subscriptions Regional Distribution



Source: Ministry of Communications and Information Technology – Telecom Egypt




## Fixed Telephone

	Unit	July 2021	June 2022	July 2022	Monthly Change Rate %	Annual Change Rate %
Local Exchange Capacity	Million Lines	25.15	21.89	21.21	-3.10	-15.64
Fixed Lines Subscription	Million Subscription	10.84	11.28	11.72	3.89	8.08
Fixed Lines Penetration	%	7.81	10.78	11.18	3.71	3.37
Number of Local Exchanges	Exchange	1511	1532	1532	0.00	1.39
Number of Local Exchanges in Rural Areas	Exchange	1052	1072	1072	0.00	1.90

Fixed Lines by Type of Subscription

- Government Subscription 2%
- Commercial Subscription 8%
- Residential Subscription 90%



Source: Ministry of Communications and Information Technology – Telecom Egypt

## Number of Newly Established ICT Companies and Issued Capital

	Unit	Activity	July 2021	June 2022	July 2022
Issued Capital of Newly Established ICT Companies during each Month	Million EGP	Communications	6.89	2.61	0.27
		Information Technology	53.20	100.73	58.72
		IT Enabled Services	14.36	5.25	13.34
Total			74.46	108.59	72.33
Number of Newly Established ICT Companies during each Month	Companies	Communications	8	7	4
		Information Technology	79	163	99
		IT Enabled Services	58	56	46
Total			145	226	149

Source: General Authority for Free Zones and Investment

# Egypt's Stock Exchange Telecommunications Index\*

Unit	Point
July 2021	1722
June 2022	1147
July 2022	1116
Monthly Change Rate %	-31
Annual Change Rate %	-606

The IT, Media and Communication Services Index includes seven companies: Raya Contact Center, Fawry for Banking Technology and Electronic Payment, Egyptian Media Production City, Telecom Egypt, Egyptian Satellite Company (Nilesat), Orascom Investment Holding (OIH), and eFinance.

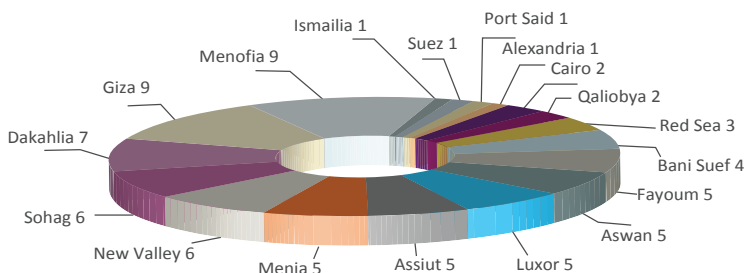


## IT Clubs

In line with the Ministry of Communications and Information Technology (MCIT) strategy for promoting the role of IT in an effective and sustainable manner for community development, MCIT has activated the IT Clubs in Community Development project. The total number of IT Clubs in Egypt reached 77.

**Source:** Ministry of Communications and Information Technology  
Egypt ICT Trust Fund  
IT Clubs Department

## Regional Distribution of IT Clubs



## Postal Services



Unit	Office
June 2021	4060
May 2022	4275
June 2022	4285
Monthly Change Rate %	0.23
Annual Change Rate %	5.54

### Average Number of People Served by each Post Office

Unit	Thousand Inhabitants
June 2021	25.31
May 2022	24.43
June 2022	24.41
Monthly Change Rate %	-0.09
Annual Change Rate %	-3.54

### Number of Pensions Distributed through Post Offices

Unit	Million
June 2021	7.26
May 2022	5.54
June 2022	5.31
Monthly Change Rate %	-4.15
Annual Change Rate %	-26.86

### Number of Instant Postal Financial Transfers

Unit	Thousand Transfers
June 2021	1339
May 2022	751
June 2022	948
Monthly Change Rate %	26.14
Annual Change Rate %	-29.21

**Source:** Ministry of Communications and Information Technology – Egypt Post