



Ministry of Communications
and Information Technology

ICT Indicators in Brief

September 2021 | Monthly Issue





Mobile Phones



Mobile
Subscription



Mobile
Penetration

Million
Subscription

%

96.19

August
2020

95.05

100.78

July
2021

97.94

101.20

August
2021

98.20

0.42

Monthly Growth
Rate %

0.27

5.21

Annual Growth
Rate %

3.15

Source: Ministry of Communications and Information Technology



Internet

Unit

August
2020

July
2021

August
2021

Monthly
Change
Rate %

Annual
Change
Rate %

Mobile Internet Users

Million
Subscription

50.61

60.10

62.66

4.27

23.81

USB Modem Subscription

Million
Subscription

3.29

3.21

3.22

0.10

-2.15

Source: Ministry of Communications and Information Technology

Unit

2019/2020

Internet Penetration*

%

57.3

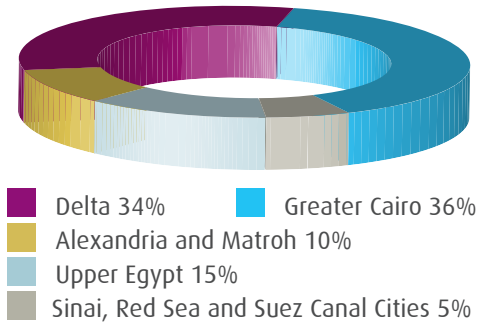
According to results of "ICT Access and use by households and individuals survey for 2019/2020".



ADSL and Mobile Internet Users

	ADSL Subscription	Proportion of Mobile Internet Users of Total Mobile Subscription
Unit	Million Subscription	%
August 2020	8.29	52.61
July 2021	9.56	59.63
August 2021	9.67	61.92
Monthly Change Rate %	1.10	2.28
Annual Change Rate %	16.67	9.30

ADSL Subscriptions Regional Distribution



Source: Ministry of Communications and Information Technology




Fixed Telephone

	Unit	August 2020	July 2021	August 2021	Monthly Change Rate %	Annual Change Rate %
Local Exchange Capacity	Million Lines	25.23	25.15	25.24	0.37	0.02
Fixed Lines Subscription	Million Subscription	10.06	10.84	11.08	2.24	10.19
Fixed Lines Penetration	%	7.738	7.81	7.96	1.92	0.22
Number of Local Exchanges	Exchange	1511	1511	1511	0.00	0.00
Number of Local Exchanges in Rural Areas	Exchange	1052	1052	1052	0.00	0.00

Fixed Lines by Type of Subscription

- Government Subscription 2%
- Commercial Subscription 9%
- Residential Subscription 89%



Source: Ministry of Communications and Information Technology – Telecom Egypt

Number of Newly Established ICT Companies and Issued Capital*

	Unit	Activity	Aug 2019	Jul 2020	Aug 2020
Issued Capital of Newly Established ICT Companies during each Month	Million EGP	Communications	0.10	1.02	300.05
		Information Technology	66.48	87.58	40.90
		IT Enabled Services	19.90	21.22	6.14
		Other ICT Companies	0.05	5.64	22.08
Total			86.53	115.46	369.16
Number of Newly Established ICT Companies during each Month	Companies	Communications	2	3	2
		Information Technology	64	107	130
		IT Enabled Services	34	25	14
		Other ICT Companies	1	9	11
Total			101	144	157

* Most of the newly established ICT Companies are small and micro enterprises

Source: Ministry of Investment – General Authority for Free Zones and Investment

Egypt's Stock Exchange Telecommunications Index

Unit	Point
August 2020	1281
July 2021	1722
August 2021	1682
Monthly Change Rate %	-40
Annual Change Rate %	401

The IT, Media and Communication Services Index includes five companies: Raya Contact Center, Fawry for Banking Technology and Electronic Payment, Egyptian Media Production City and Telecom Egypt.

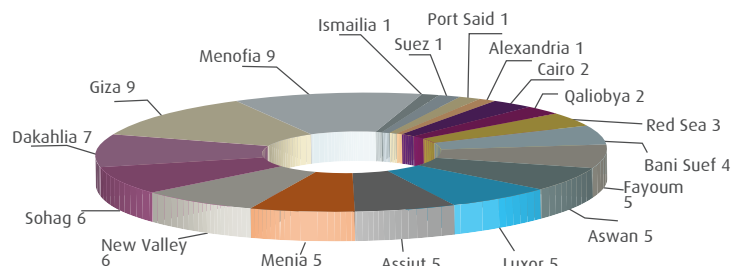


IT Clubs

In line with the strategy of the Ministry of Communications and Information Technology (MCIT) to promote effectively and sustainably the IT role in the community development, MCIT launched the "IT Clubs" project. The total number of IT Clubs in Egypt reached 77.

Source: Ministry of Communications and Information Technology
Egypt ICT Trust Fund
IT Clubs Department

Regional Distribution of Telecenters



Postal Services



Number of Post Offices

Unit	Office
June 2020	3986
May 2021	4070
June 2021	4107
Monthly Change Rate %	0.91
Annual Change Rate %	3.04

Average Number of People Served by each Post Office

Number of Pensions Distributed through Post Offices

Number of Instant Postal Financial Transfers

Unit	Thousand Inhabitants	Million	Thousand Transfers
June 2020	25.31	5.28	1554
May 2021	25.21	3.36	1123
June 2021	25.02	3.31	1339
Monthly Change Rate %	-0.75	-1.49	19.19
Annual Change Rate %	-1.16	-37.31	-13.87

Source: Ministry of Communications and Information Technology – Egypt Post