



Ministry of Communications  
and Information Technology

# ICT Indicators in Brief

March 2023 | Monthly Issue



[www.mcit.gov.eg](http://www.mcit.gov.eg)

[www.egyptictindicators.gov.eg](http://www.egyptictindicators.gov.eg)



## Mobile Phones



Mobile  
Subscription



Mobile  
Penetration

Million  
Subscription

%

93.27

Februar  
2022

89.69

100.52

January  
2023

95.10

100.52

February  
2023\*

94.96

0.00

Monthly Growth  
Rate %

-0.14

7.77

Annual Growth  
Rate %

5.27

Source: Ministry of Communications and Information Technology

\*Preliminary Data



## Internet

Unit

February  
2022

January  
2023

February  
2023\*

Monthly  
Change  
Rate %

Annual  
Change  
Rate %

Mobile Internet Users

Million  
Subscription

64.60

69.52

69.47

-0.06

7.54

USB Modem Subscription

Million  
Subscription

2.19

2.53

2.54

0.21

16.06

Source: Ministry of Communications and Information Technology

\*Preliminary Data

Unit

2021/2022

Internet Penetration

%

72.2

According to results of "ICT access and use by households and individuals survey for 2021/2022".



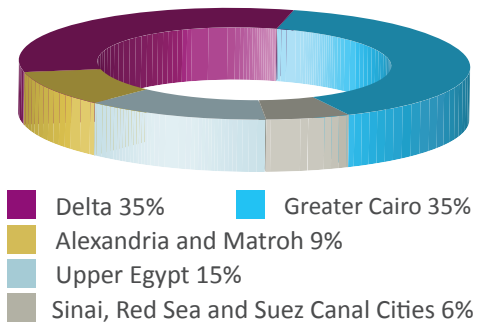
## ADSL and Mobile Internet Users

Unit	ADSL Subscription	Proportion of Mobile Internet Users of Total Mobile Subscription
	Million Subscription	%
February 2022	10.27	69.26
January 2023	11.13	69.16
February 2023	11.24	69.11*
Monthly Change Rate %	<b>0.99</b>	<b>-0.04</b>
Annual Change Rate %	<b>9.46</b>	<b>-0.15</b>

Source: Ministry of Communications and Information Technology – Telecom Egypt

\*Preliminary Data

ADSL Subscriptions Regional Distribution




## Fixed Telephone

Unit	February 2022	January 2023	February 2023	Monthly Change Rate %	Annual Change Rate %
Local Exchange Capacity	23.38	21.65	21.24	-1.89	-9.16
Fixed Lines Subscription	11.55	11.68	12.36	5.84	6.99
Fixed Lines Penetration	11.11	11.05	11.7	5.88	0.59
Number of Local Exchanges	1532	1556	1556	0.00	1.57
Number of Local Exchanges in Rural Areas	1072	1072	1072	0.00	0.00

Fixed Lines by Type of Subscription

- Government Subscription 2%
- Commercial Subscription 8%
- Residential Subscription 90%



Source: Ministry of Communications and Information Technology – Telecom Egypt

## Number of Newly Established ICT Companies and Issued Capital

Activity	Unit	February 2022	January 2023	February 2023
		Issued Capital of Newly Established ICT Companies during each Month	Million EGP	2.47
Communications		52.49	69.65	171.92
Information Technology		120.27	48.64	7.53
IT Enabled Services		175.23	118.44	438.93
Total				
Number of Newly Established ICT Companies during each Month	Companies	5	7	7
Communications		152	124	153
Information Technology		49	53	52
IT Enabled Services		206	184	212
Total				

Source: Ministry of Investment – General Authority for Free Zones and Investment

# Egypt's Stock Exchange Telecommunications Index\*

Unit	Point
February 2022	1515
January 2023	1882
February 2023	1822
Monthly Change Rate %	-60
Annual Change Rate %	307

\* The IT, Media and Communication Services Index includes seven companies: Raya Contact Center, Fawry for Banking Technology and Electronic Payment, Egyptian Media Production City, Telecom Egypt, Egyptian Satellite Company (Nilesat), Orascom Investment Holding (OIH), and eFinance.

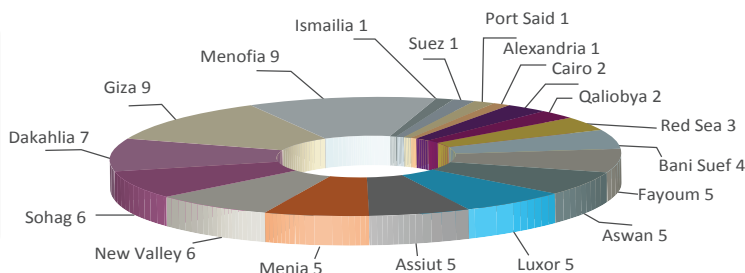


## IT Clubs

In line with the Ministry of Communications and Information Technology (MCIT) strategy for promoting the role of IT in an effective and sustainable manner for community development, MCIT launched the "IT Clubs in Community Development" project. The total number of IT Clubs in Egypt reached 77.

**Source:** Ministry of Communications and Information Technology  
Egypt ICT Trust Fund  
IT Clubs Department

## Regional Distribution of IT Clubs



## Postal Services



Unit	Office
February 2022	4214
January 2023	4363
February 2023	4375
Monthly Change Rate %	0.28
Annual Change Rate %	3.82

### Average Number of People Served by each Post Office

Unit	Thousand Inhabitants
February 2022	24.68
January 2023	24.22
February 2023	24.19
Monthly Change Rate %	-0.13
Annual Change Rate %	-1.96

### Number of Pensions Distributed through Post Offices

Unit	Million
February 2022	6.24
January 2023	4.78
February 2023	4.81
Monthly Change Rate %	0.63
Annual Change Rate %	-22.92

### Number of Instant Postal Financial Transfers

Unit	Thousand Transfers
February 2022	1002
January 2023	907
February 2023	808
Monthly Change Rate %	-10.84
Annual Change Rate %	-19.32

**Source:** Ministry of Communications and Information Technology – Egypt Post